

SECTION 5

**Note!**

**Unless otherwise noted, listed Wheels and Brakes are FAA TSO C26 Approved.**

For a product to be TSO qualified, it has to have successfully demonstrated its ability to meet minimum performance standards in accordance with FAA recognized rating methods. The TSO approval of a product does not constitute installation approval or applicability on an FAA Type Certificated Aircraft. It is the responsibility of those installing these products to determine that the aircraft installation and its wheel and brake performance requirements are compatible for the TSO ratings of the wheel and brake. TSO approved products must have separate approval for installation in a FAA type certificated aircraft. TSO Approved Products may be installed only if performed under Title 14 CFR Part 43 or the applicable airworthiness requirements.

21-100D (40-2).....	5-10	40-59.....	5-44	40-77E.....	5-12	40-97D.....	5-52
27-100D (40-1).....	5-35	40-59A.....	5-44	40-77F.....	5-12	40-97E.....	5-52
3040 (40-6).....	5-38	40-59D.....	5-44	40-77G.....	5-11	40-97F.....	5-52
3050 (40-7).....	5-38	40-59E.....	5-44	40-78.....	5-33	40-98.....	5-63
3050A (40-7A).....	5-38	40-60.....	5-45	40-78A.....	5-33	40-98A.....	5-63
3070 (40-5).....	5-36	40-60A.....	5-45	40-78B.....	5-33	40-98D.....	5-63
3080A (40-3).....	5-36	40-61.....	5-43	40-78E.....	5-33	40-98E.....	5-63
3080B (40-4).....	5-37	40-66.....	5-43	40-78J.....	5-33	40-98F.....	5-63
3080D (40-116).....	5-37	40-67.....	5-39	40-79A.....	5-48	40-98G.....	5-63
38501 (40-8).....	5-17	40-74.....	5-46	40-83.....	5-48	40-98H.....	5-63
40-12.....	5-33	40-74A.....	5-46	40-83A.....	5-48	40-98N.....	5-63
40-12A.....	5-33	40-74B.....	5-46	40-83B.....	5-48	40-98P.....	5-63
40-18.....	5-10	40-75B.....	5-47	40-84.....	5-48	40-99.....	5-52
40-19.....	5-34	40-75D.....	5-47	40-84A.....	5-48	40-101.....	5-79
40-19A.....	5-34	40-75E.....	5-47	40-84B.....	5-48	40-101A.....	5-79
40-21.....	5-39	40-75F.....	5-47	40-86.....	5-49	40-101D.....	5-79
40-24.....	5-39	40-75G.....	5-47	40-86A.....	5-49	40-101E.....	5-79
40-28.....	5-39	40-75H.....	5-47	40-86B.....	5-49	40-102.....	5-71
40-28D.....	5-39	40-75J.....	5-47	40-86E.....	5-49	40-102A.....	5-71
40-30A.....	5-17	40-75P.....	5-47	40-86F.....	5-49	40-103.....	5-3
40-32.....	5-35	40-75S.....	5-47	40-87.....	5-11	40-103A.....	5-3
40-33.....	5-10	40-75T.....	5-47	40-87A.....	5-11	40-106.....	5-73
40-34.....	5-40	40-75W.....	5-47	40-87C.....	5-11	40-106A.....	5-73
40-37.....	5-43	40-75Z.....	5-47	40-87D.....	5-11	40-107A.....	5-81
40-40A.....	5-71	40-76A.....	5-17	40-87F.....	5-11	40-110.....	5-13
40-40B.....	5-71	40-76B.....	5-17	40-87G.....	5-11	40-110B.....	5-13
40-40C.....	5-71	40-76C.....	5-17	40-87H.....	5-11	40-111.....	5-64
40-40D.....	5-72	40-76D.....	5-18	40-88C.....	5-49	40-111A.....	5-64
40-41.....	5-49	40-76E.....	5-18	40-90.....	5-50	40-112.....	5-6
40-46.....	5-90	40-76F.....	5-18	40-90A.....	5-50	40-113.....	5-53
40-47.....	5-62	40-76G.....	5-18	40-90B.....	5-50	40-113A.....	5-53
40-50.....	5-6	40-76H.....	5-18	40-90D.....	5-50	40-113B.....	5-17
40-55.....	5-17	40-76P.....	5-17	40-90E.....	5-50	40-113C.....	5-53
40-56.....	5-18	40-76-1.....	5-4	40-90F.....	5-50	40-113X.....	5-53
40-56B.....	5-18	40-77.....	5-11	40-96A.....	5-51	40-115.....	5-13
40-56C.....	5-19	40-77A.....	5-11	40-96E.....	5-51	40-115A.....	5-13
40-57.....	5-43	40-77B.....	5-11	40-97A.....	5-52	40-115B.....	5-13
40-57A.....	5-43	40-77C.....	5-12	40-97B.....	5-52	40-115C.....	5-13
40-58.....	5-40	40-77D.....	5-12	40-97C.....	5-52	40-117A.....	5-27



## Part Number Index

## All

40-120 .....	5-54	40-199 .....	5-7	<b>McCauley Product Line</b>	
40-120A .....	5-20	40-199A .....	5-7	C-30174-1 .....	5-14
40-120C .....	5-54	40-202 .....	5-91	C-30179 .....	5-22
40-124 .....	5-65	40-203 .....	5-89	D-30204 .....	5-22
40-127 .....	5-92	40-204 .....	5-30	D-30255 .....	5-22
40-128 .....	5-65	40-205 .....	5-87	D-30260 .....	5-57
40-128C .....	5-65	40-210 .....	5-24	D-30260-1 .....	5-57
40-128D .....	5-65	40-211 .....	5-82	D-30291-1 .....	5-58
40-128E .....	5-65	040-21101 .....	5-82	D-30291-2 .....	5-58
40-129 .....	5-79	40-212 .....	5-29	D-30291-3 .....	5-58
40-130 .....	5-71	40-223 .....	5-79	D-30291-4 .....	5-58
40-131 .....	5-37	40-230 .....	5-33	D-30291-5 .....	5-58
40-132 .....	5-73	40-234 .....	5-79	D-30291-6 .....	5-58
40-133 .....	5-80	40-239 .....	5-91	D-30380 .....	5-8
40-134 .....	5-79	040-23901 .....	5-91	C-30480 .....	5-14
40-134A .....	5-79	40-240A .....	5-84	D-30500 .....	5-15
40-135 .....	5-71	40-255 .....	5-68	D-30500-1 .....	5-15
40-135A .....	5-72	40-256 .....	5-71	D-30570 .....	5-22
40-137 .....	5-92	40-258 .....	5-67	D-30580 .....	5-57
40-138A .....	5-74	40-259 .....	5-83	D-30585 .....	5-22
40-139 .....	5-80	40-260 .....	5-25	D-30660-1 .....	5-59
40-140 .....	5-20	40-262A .....	5-10	D-30660-2 .....	5-59
40-140A .....	5-20	40-262AA .....	5-10	D-30660-3 .....	5-59
40-140C .....	5-20	40-270 .....	5-84	D-30660-4 .....	5-59
40-141 .....	5-73	40-273 .....	5-89	D-30660-5 .....	5-59
40-142 .....	5-54	40-273A .....	5-89	D-30660-6 .....	5-60
40-142A .....	5-54	40-273B .....	5-89	D-30660-7 .....	5-60
40-143 .....	5-55	40-276 .....	5-84	D-30660-8 .....	5-60
40-148 .....	5-81	40-279 .....	5-82	D-30660-9 .....	5-60
40-151 .....	5-33	40-279A .....	5-82	D-30660-10 .....	5-60
40-151A .....	5-33	40-281 .....	5-45	D-30665 .....	5-23
40-152 .....	5-11	40-289 .....	5-67	D-30665-1 .....	5-23
40-162 .....	5-75	40-307 .....	5-12		
40-163 .....	5-55	40-308 .....	5-33		
40-166 .....	5-77	40-403 .....	5-80		
40-167 .....	5-77	40-406 .....	5-51		
40-168 .....	5-9	40-406A .....	5-51		
40-169 .....	5-77	40-407 .....	5-61		
40-170 .....	5-81	40-414 .....	5-61		
40-170A .....	5-81	40-414A .....	5-61		
40-170B .....	5-81	40-417 .....	5-5		
40-171 .....	5-66	40-418 .....	5-56		
40-172 .....	5-67	40-418A .....	5-56		
40-174 .....	5-92	40-418B .....	5-56		
40-175 .....	5-80	40-418C .....	5-56		
40-176 .....	5-89	40-426 .....	5-21		
40-177A .....	5-28	40-426A .....	5-21		
40-179 .....	5-79	40-434 .....	5-85		
40-179A .....	5-79	40-450 .....	5-26		
40-181B .....	5-86	40-455 .....	5-31		
40-181C .....	5-86				
40-193 .....	5-28				
40-195 .....	5-75				
40-196 .....	5-71				
40-198 .....	5-81				

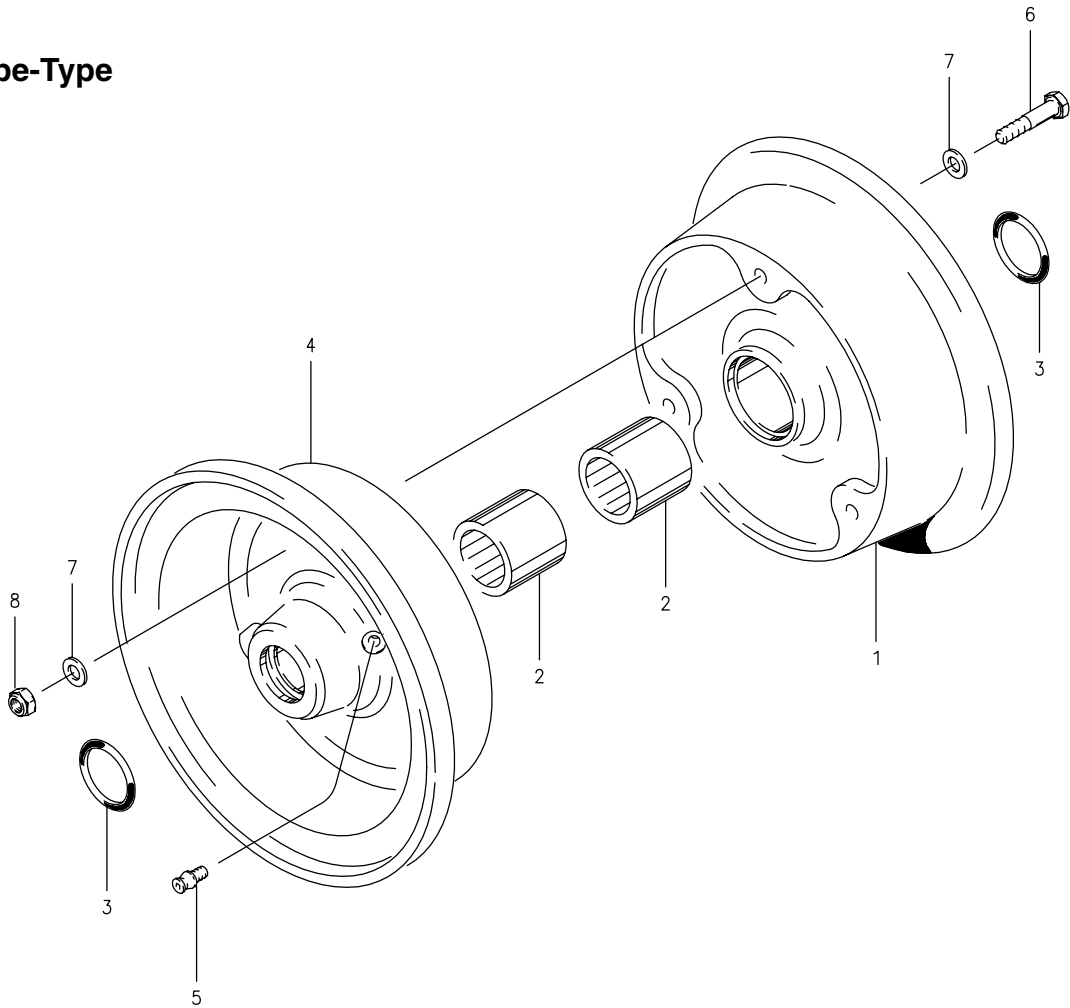
# Cleveland

Wheels &amp; Brakes



40-103, 40-103A

**Tube-Type**



**Assy. Number**

A) 40-103 (1)

B) 40-103A (1)

**NOTES:**

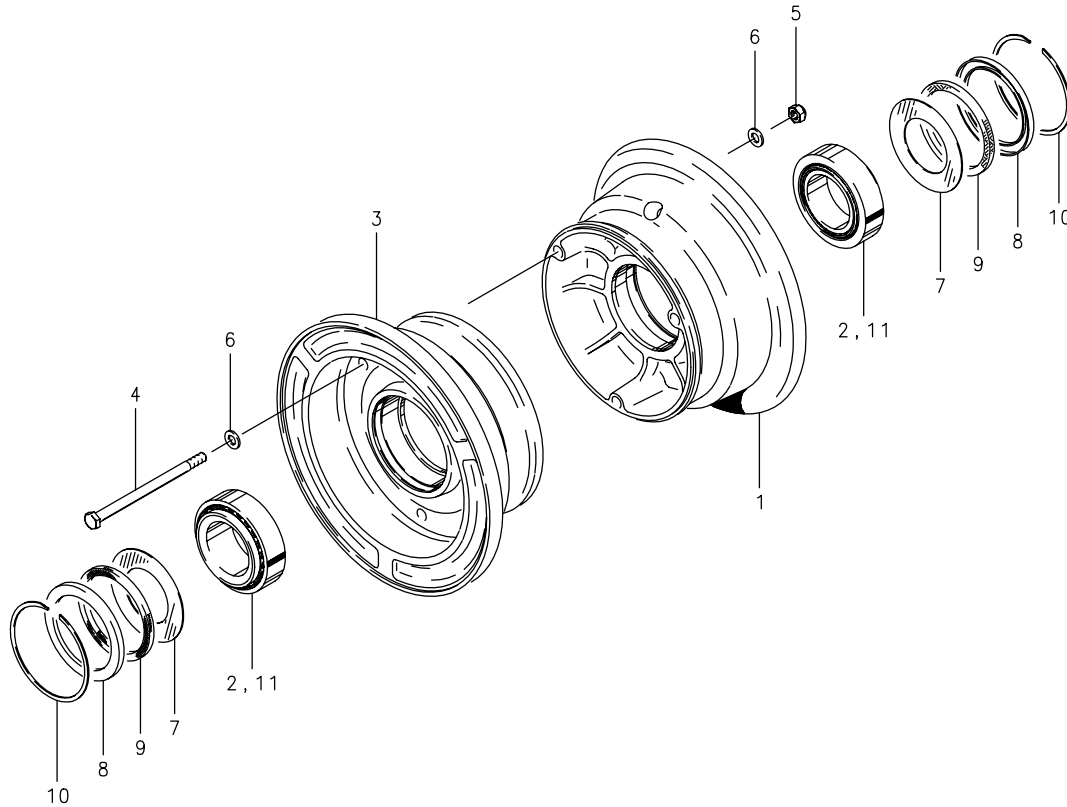
(1) Service equipment only – these wheels are not FAA-TSO approved.

FIG.	PART NUMBER	DESCRIPTION	QTY. PER ASSY.	
			A	B
1	161-03700	Inner Wheel Half Assy.	1	
	161-11300	Inner Wheel Half Assy.		1
2	214-01600	Bearing	1	1
3	101-04600	O-Ring	1	1
4	162-03700	Outer Wheel Half Assy.	1	
	162-10300	Outer Wheel Half Assy.		1
2	214-01600	Bearing	1	1
3	101-04600	O-Ring	1	1
5	213-00200	Grease Fitting	1	1
6	103-10300	Bolt (AN4-10A)	3	3
7	095-10200	Washer (AN960-416L)	6	6
8	094-10300	Nut (MS21044-N4)	3	3

**5**

40-76-1

**Tube-Type**



**Assy. Number**

A) 40-76-1 (1) (2)

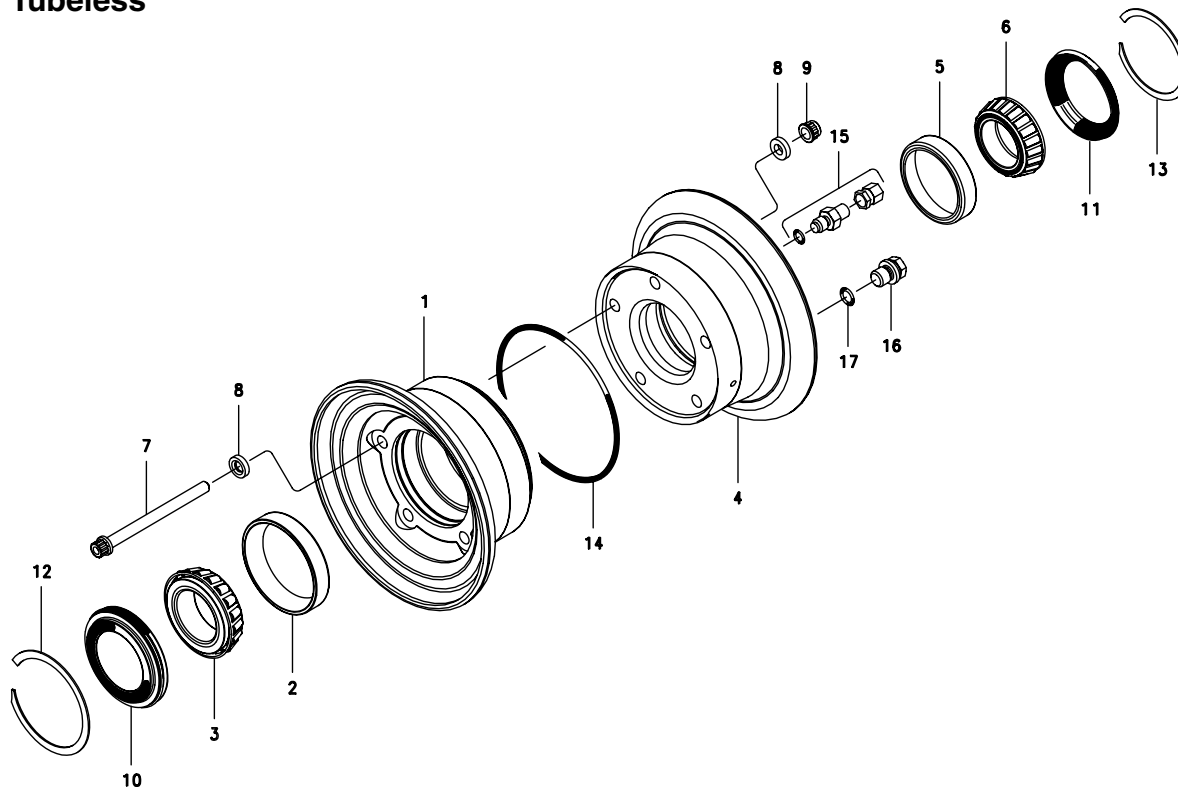
**NOTES:**

- (1) Service equipment only – these wheels are not FAA TSO approved.
- (2) Inactive assembly – spares support only for parts listed.
- (3) Inactive part – no longer available for spares support.

FIG.	PART NUMBER	DESCRIPTION	QTY. PER ASSY.
			A
1	(3)	Inner Wheel Half Assy.	1
2	214-00100	Cup-Bearing	1
3	(3)	Outer Wheel Half Assy.	1
2	214-00100	Cup-Bearing	1
4	103-10900	Bolt (AN4-35A)	3
5	094-10300	Nut (MS21044-N4)	3
6	095-00200	Washer (AN960-416L)	6
7	153-00300	Ring-Grease Seal	2
8	153-01500	Ring-Grease Seal	2
9	154-01400	Felt-Grease Seal	2
10	155-00100	Snap Ring	2
11	214-00200	Cone-Bearing	2

40-417

**Tubeless**



**5**

**Assy. Number**

A) 40-417 (1)

**NOTES:**

(1) Service equipment only – this wheel is not FAA-TSO approved.

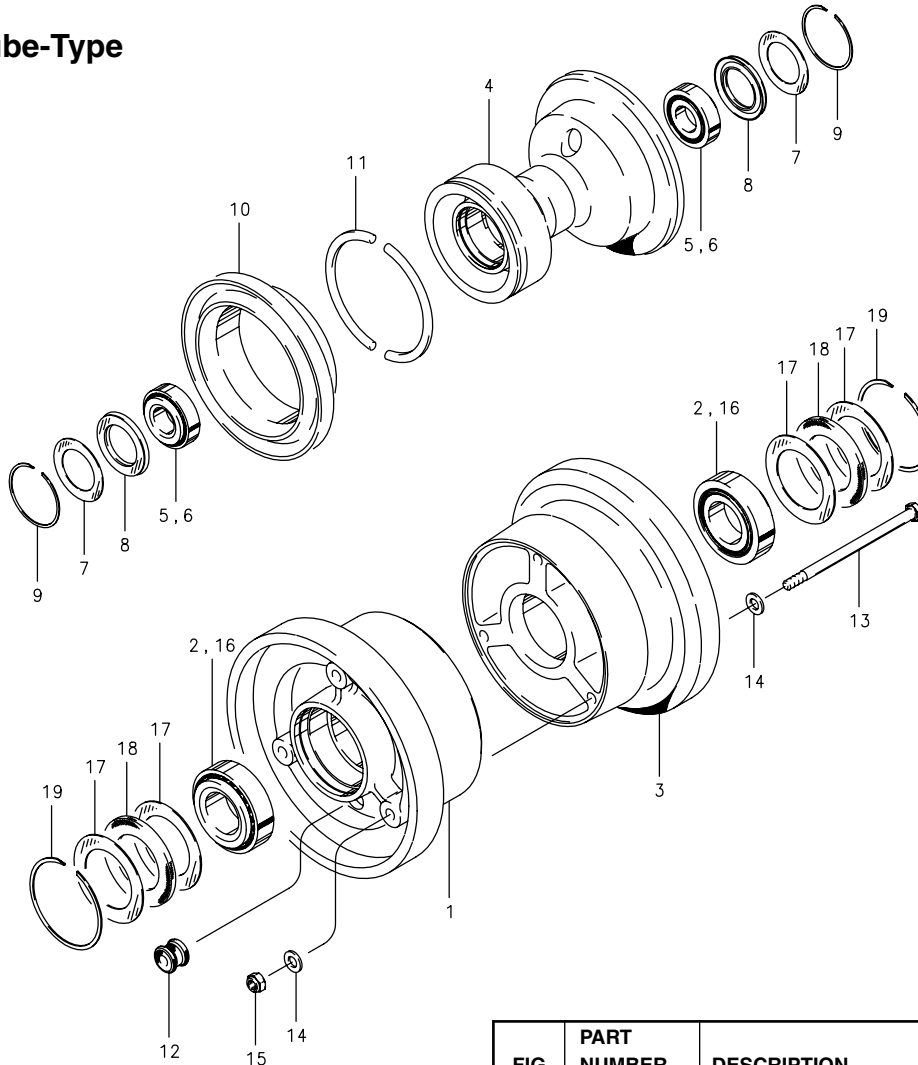
FIG.	PART NUMBER	DESCRIPTION	QTY. PER ASSY.
			A
1	161-19800	Inner Wheel Half Assy.	1
2	214-00300	Cup Bearing	1
3	214-00400	Cone-Bearing-Inboard	1
4	162-19800	Outer Wheel Hald Assy.	1
5	214-12400	Cup Bearing	1
6	214-12300	Cone-Bearing-Outboard	1
7	103-86100	Bolt (MS21250-04042)	5
8	095-14500	Washer (MS14155-4)	10
9	094-13800	Nut	5
10	154-07700	Seal, Bearing-Inboard	1
11	154-07800	Seal, Bearing-Outboard	1
12	155-13700	Ring, Retaining-Inboard	1
13	155-13800	Ring, Retaining-Outboard	1
14	101-60800	Packing, Preformed	1
15	160-02000	Valve Assy, Inflation	1
16	140-04000	Plug	1
17	101-61700	Preformed Packing (MS28778-3)	1

**Cleveland**  
 Wheels & Brakes



40-50, 40-112

**Tube-Type**



**Assy. Number**

**A) 40-50 (1) (3)**

**B) 40-112 (2) (4)**

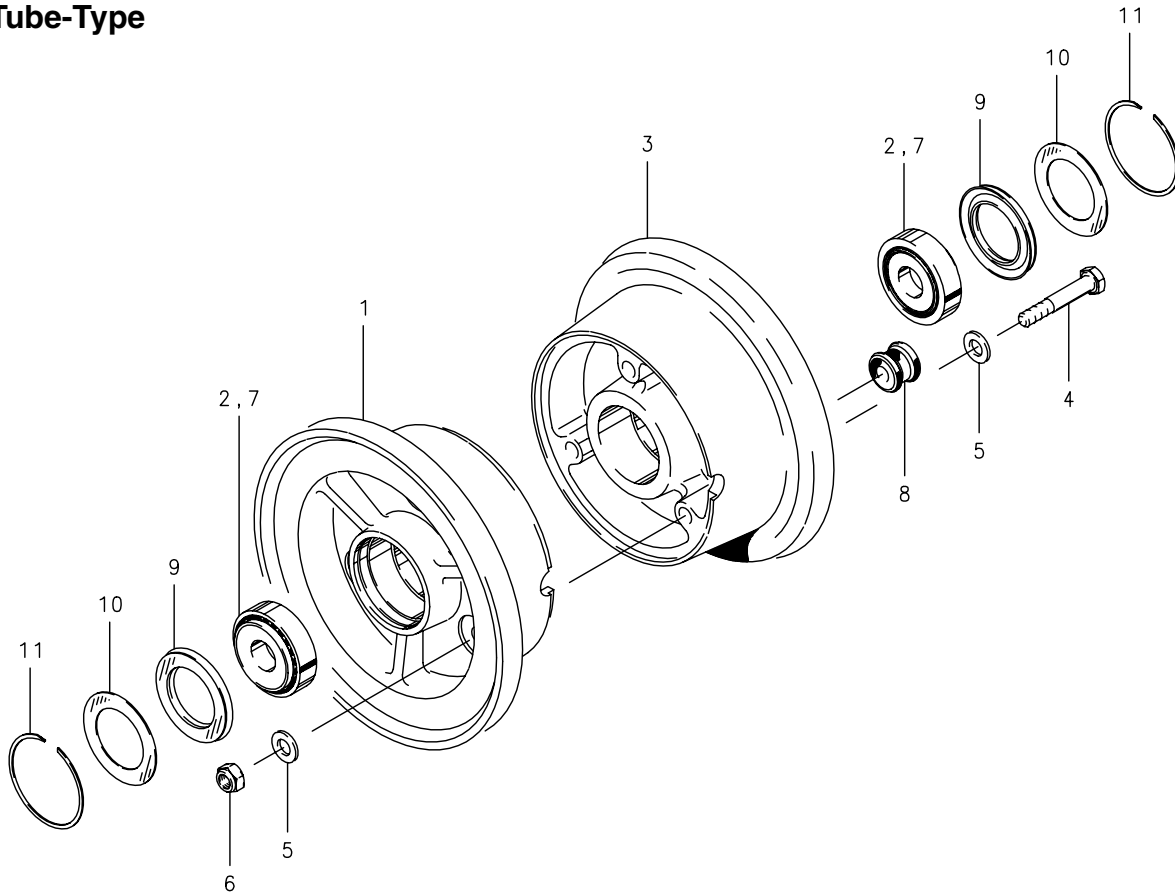
**NOTES:**

- (1) Size 10.00 S.C.
- (2) Size 4-1/2 x 12-1/2
- (3) Fits 5/8" axle
- (4) Fits 1" axle

FIG.	PART NUMBER	DESCRIPTION	QTY. PER ASSY.	
			A	B
1	161-04800	Inner Wheel Half Assy.		1
2	214-00900	Cup-Bearing		1
3	162-04600	Outer Wheel Half Assy.		1
	214-00900	Cup-Bearing		1
4	201-00100	Wheel Body Assy.	1	
5	214-00500	Cup-Bearing	2	
6	214-00600	Cone-Bearing	2	
7	153-01100	Ring-Grease Seal	2	
8	226-00100	Grease Seal	2	
9	155-00800	Snap Ring	2	
10	197-00100	Flange-Wheel	1	
11	198-00100	Ring-Lock	1	
12	217-00100	Grommet		1
13	103-13500	Bolt (AN4-47A)		3
14	095-10400	Washer (AN960-416)		6
15	094-10300	Nut-Lock (MS21044-N4)		3
16	214-01000	Cone-Bearing	2	
17	153-01700	Ring-Grease Seal	4	
18	154-02100	Felt-Grease Seal	2	
19	155-00600	Snap Ring		2

40-199, 40-199A

**Tube-Type**



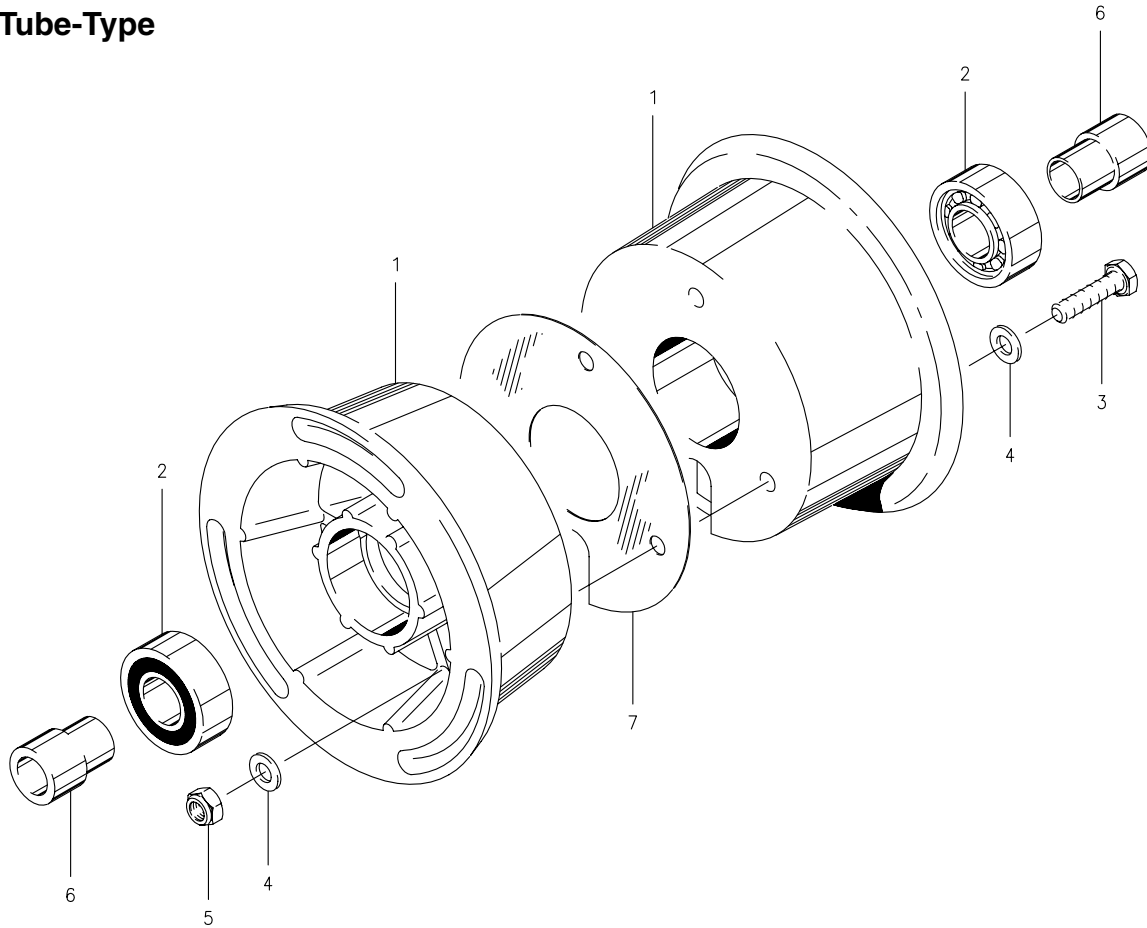
**NOTES:**

- (1) This wheel is not FAA-TSO approved – order from airframe manufacturer only.
- (2) Additional tire sizes:  
 4.10/3.50-4, 2.80/2.50-4,  
 8 x 3.00-4.
- (3) Fits 5/8" axle.
- (4) Fits 1/2" axle.

FIG.	PART NO.	DESCRIPTION	PER ASSY.	
			40-199 (1) (2) (3)	40-199A (1) (2) (4)
1	161-12200	Inner Wheel Half Assembly	1	
	161-14400	Inner Wheel Half Assembly		1
2	214-00500	Bearing Cup	1	
	214-82700	Bearing Cup		1
3	162-11200	Outer Wheel Half Assembly	1	
	162-13200	Outer Wheel Half Assembly		1
2	214-00500	Bearing Cup	1	
	214-82700	Bearing Cup		1
4	103-10600	Bolt (AN4-23A)	3	3
5	095-10400	Washer (AN960-416)	6	6
6	094-10300	Nut (MS21044-N4)	3	3
7	214-00600	Bearing Cone	2	
	214-82800	Bearing Cone		2
8	217-00100	Grommet	1	1
9	226-00100	Grease Seal	2	2
10	153-01100	Grease Seal Ring	2	2
11	155-00800	Snap Ring	2	2

**D-30380**

**Tube-Type**



**Assy. Number**

A) D-30380

**NOTES:**

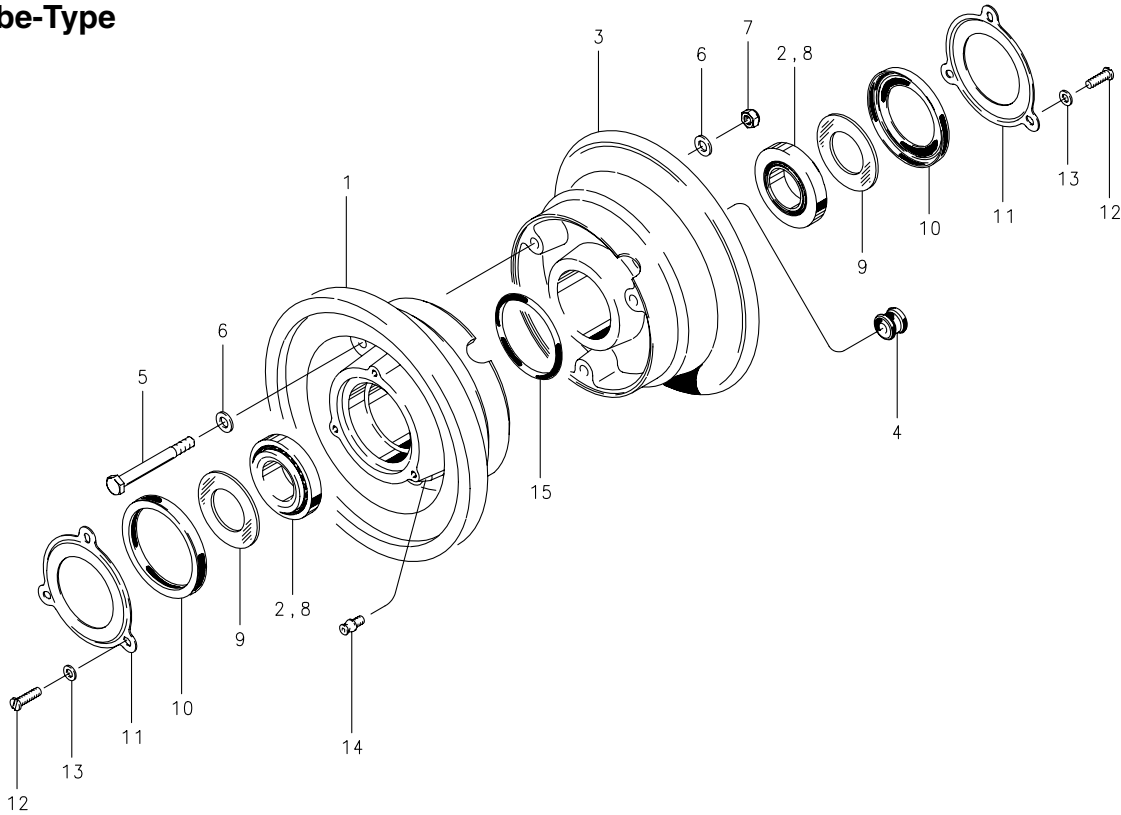
(1) All wheel assemblies were formerly manufactured by "McCauley Industrial Corporation."

FIG.	PART NUMBER	DESCRIPTION	QTY. PER ASSY.
			A
1	161-30382	Wheel Half Assy.	2
2	214-30371	Bearing	2
3	103-14700	Bolt (AN4-7A)	3
4	095-10200	Washer (AN960-416L)	6
5	094-15300	Nut	3
6	067-30372	Spacer	2
7	068-30373	Gasket	1



40-168

**Tube-Type**



**Assy. Number**

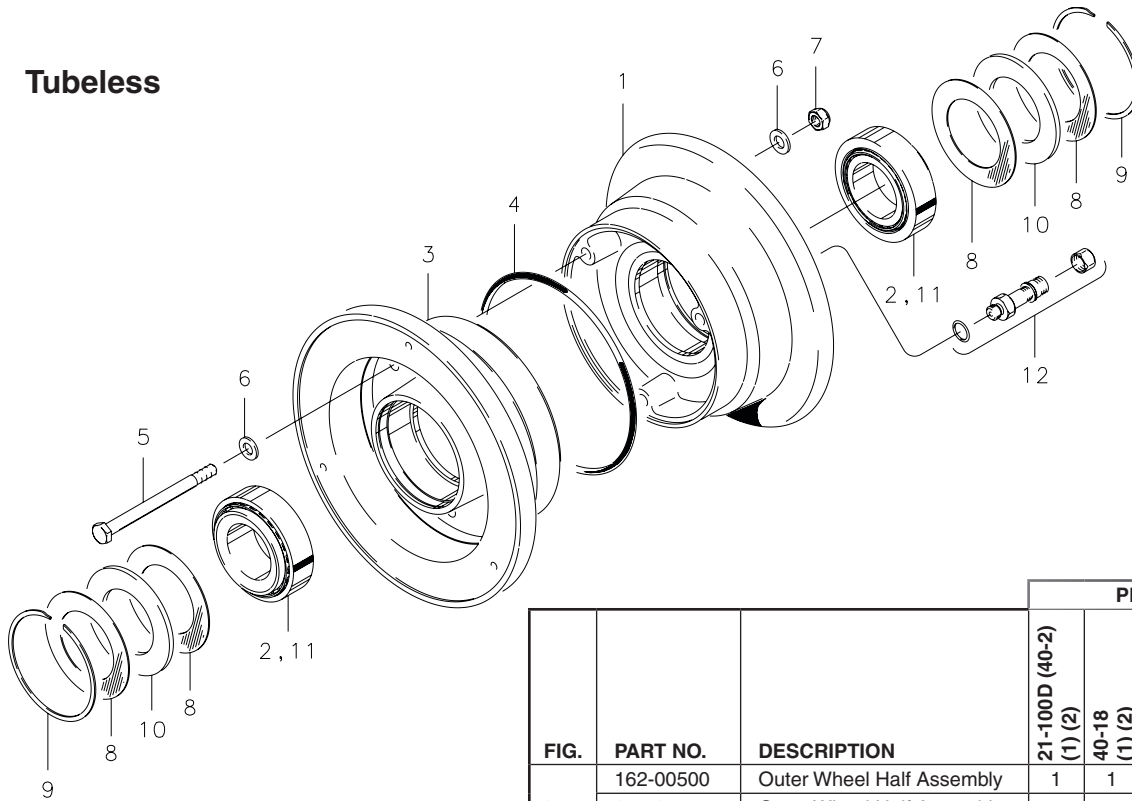
A) 40-168

FIG.	PART NUMBER	DESCRIPTION	QTY. PER ASSY.
			A
1	161-10400	Inner Wheel Half Assy.	1
2	214-00900	Cup-Bearing	1
3	162-09700	Outer Wheel Half Assy.	1
2	214-00900	Cup-Bearing	1
4	217-00100	Grommet	1
5	103-10500	Bolt (AN4-22A)	3
6	095-10400	Washer (AN960-416)	6
7	094-01200	Nut (MS21042-4)	3
8	214-01000	Cone-Bearing	2
9	067-06200	Spacer	2
10	154-03500	Grease Seal-Molded	2
11	153-00500	Ring-Grease Seal	2
12	102-05100	Screw-F.H. Cap (AN500-8-8)	6
13	095-15100	Washer-Lock (MS35333-38)	6
14	213-00600	Fitting-Grease	1
15	101-25300	O-Ring (MS28775-134)	1

**5**

**21-100D (40-2), 40-18, 40-33, 40-262A, 40-262AA**

**Tubeless**



**NOTES:**

- (1) Use tubeless tire with needle inflation.
- (2) Inactive assembly – spares support only for parts listed.
- (3) 40-33 superseded by 40-87.
- (4) Inactive part – no longer available for spares support.

FIG.	PART NO.	DESCRIPTION	PER ASSY.				
			21-100D (40-2) (1) (2)	40-18 (1) (2)	40-33 (2) (3)	40-262A	40-262AA
1	162-00500	Outer Wheel Half Assembly	1	1			
	162-15200	Outer Wheel Half Assembly				1	1
	(4)	Outer Wheel Half Assembly			1		
2	214-00300	Cup-Bearing	1	1	1		
	214-03200	Cup-Bearing				1	1
3	161-00500	Inner Wheel Half Assembly	1	1			
	161-16300	Inner Wheel Half Assembly				1	1
	(4)	Inner Wheel Half Assembly			1		
2	214-00300	Cup-Bearing	1	1	1		
	214-03200	Cup-Bearing				1	1
4	101-07200	O-Ring (MS28775-244)	1	1			
	101-50242	O-Ring (MS28775-242)				1	1
5	103-10800	Bolt (AN4-31A)	3	3	3		
	103-17800	Bolt				3	
	103-17600	Bolt (MS21250-0434)					3
6	095-10400	Washer (AN960-416)	6	6	6		
	095-73400	Washer (MS14177-4)				6	
	095-71400	Washer (MS14177-4)					6
7	094-10300	Nut (NAS21042-4)	3	3	3		
	094-10100	Nut				3	
	094-13800	Nut					3
8	153-00100	Ring-Grease Seal	4		4		
	153-00800	Ring-Grease Seal		4			
9	155-00200	Snap Ring	2	2	2	2	2
10	154-00100	Felt-Grease Seal	2		2		
	154-00600	Felt-Grease Seal		2			
	154-03200	Felt-Grease Seal				2	2
11	214-00400	Cone-Bearing	2	2	2		
	214-03300	Cone-Bearing				2	2
12	160-01900	Air Valve (MS27436-1)				1	1

**Illustrated Parts List**

**5.00-5**

40-77, 40-77A, 40-77B, 40-77G, 40-87, 40-87A  
 40-87C, 40-87D, 40-87F, 40-87G, 40-87H, 40-152

**Tube - Type**

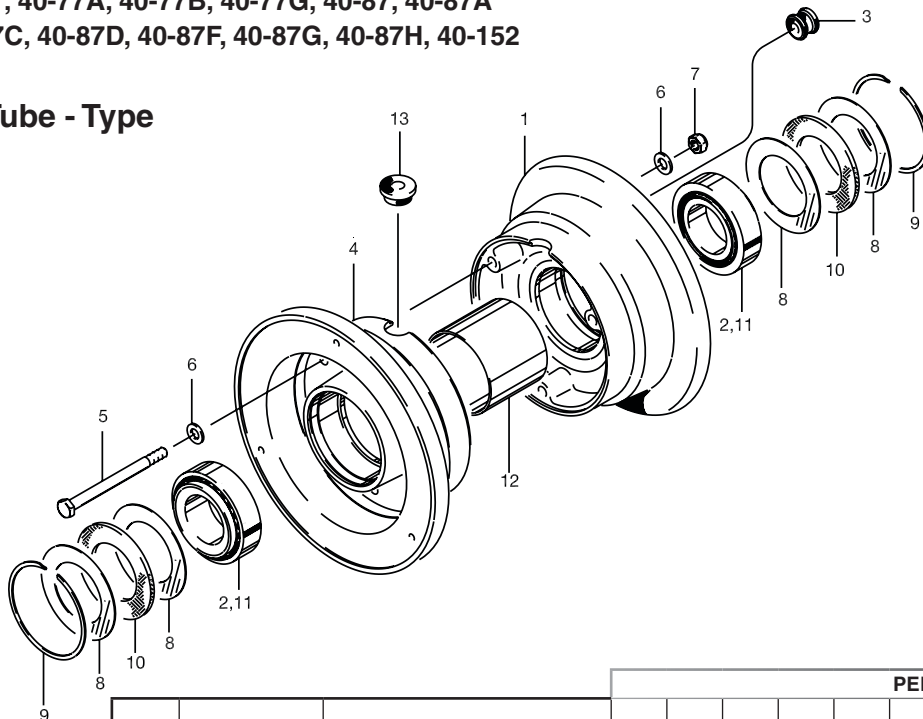
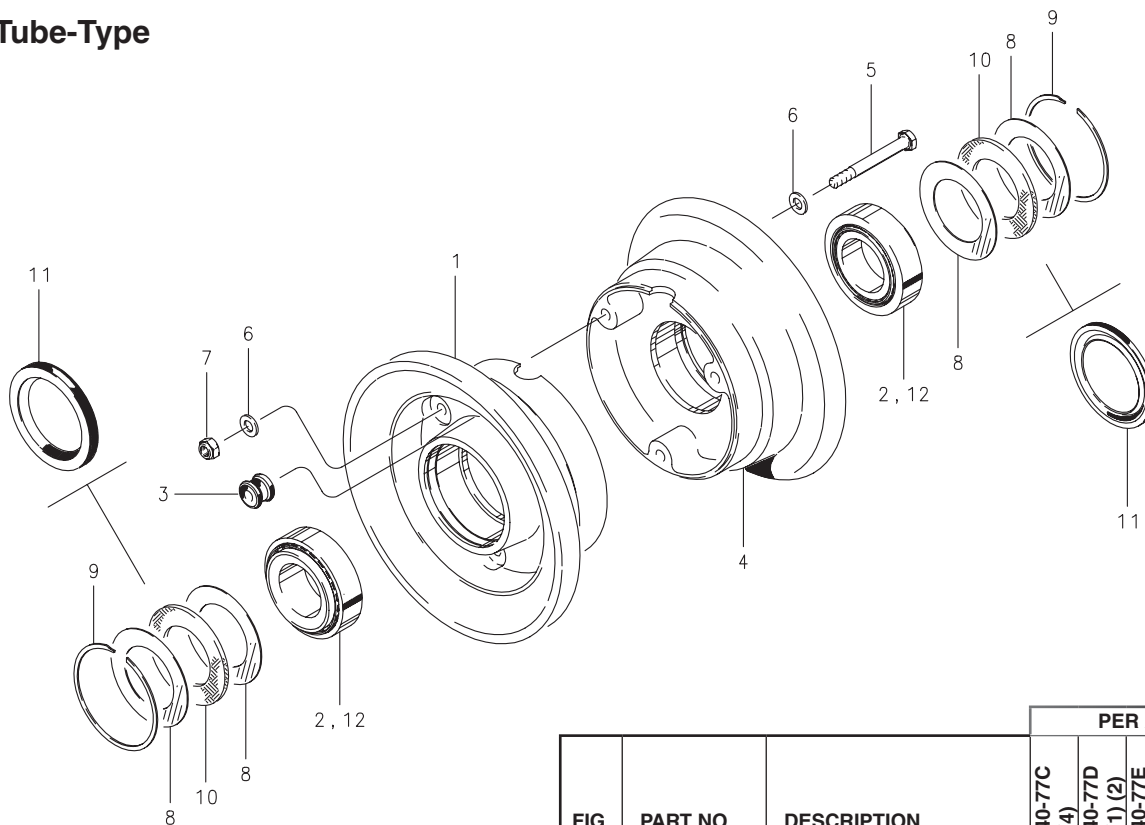


FIG.	PART NO.	DESCRIPTION	PER ASSY.												
			40-77	40-77A	40-77B	40-77G	40-87	40-87A	40-87C	40-87D	40-87F	40-87G	40-87H	40-152	
1	162-02800	Outer Wheel Half Assembly	1	1			1		1		1	1			
	162-03600	Outer Wheel Half Assembly						1		1					
	162-03900	Outer Wheel Half Assembly							1						
	162-03901	Outer Wheel Half Assembly											1		
	162-05300	Outer Wheel Half Assembly			1	1									1
2	214-00300	Cup-Bearing	1	1	1	1	1	1	1	1	1	1	1	1	1
3	217-00100	Grommet	1	1	1	1	1	1	1	1	1	1	1	1	1
4	161-03100	Inner Wheel Half Assembly	1	1			1				1	1			
	161-03800	Inner Wheel Half Assembly						1		1					
	161-04100	Inner Wheel Half Assembly							1					1	
	161-04101	Inner Wheel Half Assembly												1	
	161-05500	Inner Wheel Half Assembly			1	1									1
2	214-00300	Cup-Bearing	1	1	1	1	1	1	1	1	1	1	1	1	1
5	103-10500	Bolt (AN4-22A)	3	3	3		3	3	3	3	3		3	3	
	103-15100	Bolt (NAS6604-30)											3		
	103-85600	Bolt (MS21250-04030)				3									
6	095-10400	Washer (AN960-416)	6	6	6		6	6	6	6	6	6	6	6	6
	095-14600	Washer (MS14155-4)				6									
7	094-01200	Nut (NAS21042-4)	3	3	3		3	3	3	3	3		3	3	
	094-10301	Nut (MMS21045-4S)											3		
	094-13800	Nut				3									
8	153-00100	Ring-Grease Seal					4	4	4					4	4
	153-00800	Ring-Grease Seal	4	4	4	4									
9	155-00200	Snap Ring	2	2	2	2	2	2	2	2	2	2	2	2	2
10	154-00100	Felt-Grease Seal					2	2	2					2	2
	154-00600	Felt-Grease Seal	2	2	2	2									
	154-03200	Molded Grease Seal								2	2	2			
11	214-00400	Cone-Bearing	2	2	2	2	2	2	2	2	2	2	2	2	2
12	067-04900	Spacer													1
13	217-30653	Grommet				1									

40-77C, 40-77D, 40-77E, 40-77F, 40-307

**Tube-Type**



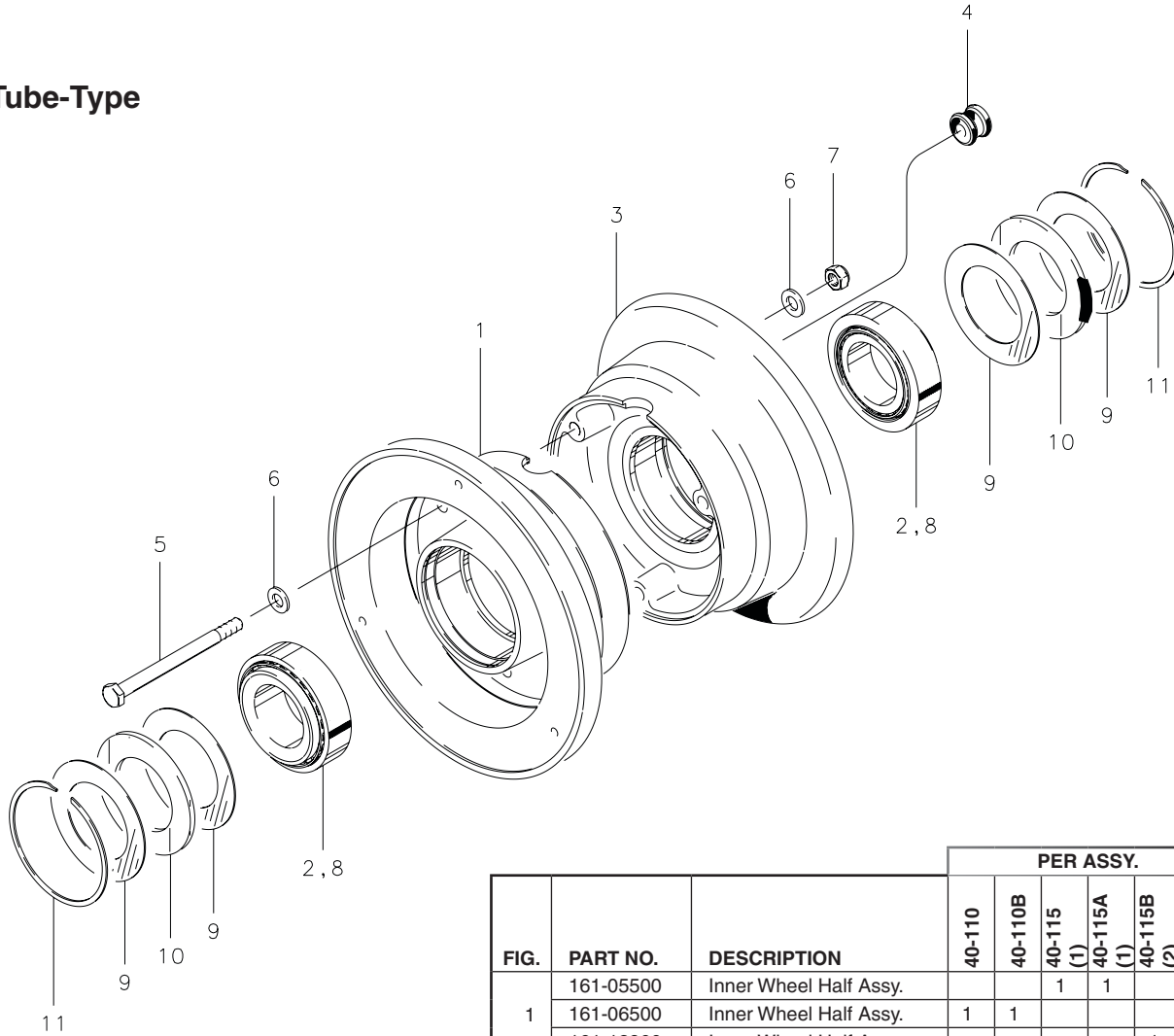
**NOTES:**

- (1) Inactive assembly – spares support only for parts listed.
- (2) 40-77E supersedes 40-77D.
- (3) Inactive part – no longer available for spares support.
- (4) 199-261 Tiebolt Service Kit available for this wheel. Refer to PRM 83.
- (5) 199-263 Tiebolt Service Kit available for this wheel. Refer to PRM 83.

FIG.	PART NO.	DESCRIPTION	PER ASSY.				
			40-77C (4)	40-77D (1) (2)	40-77E (5)	40-77F	40-307
1	162-07200	Outer Wheel Half Assy.	1				
	162-07201	Outer Wheel Half Assy.		1	1		
	162-08200	Outer Wheel Half Assy.				1	
	162-24000	Outer Wheel Half Assy.					1
2	214-00300	Cup-Bearing				1	
	214-03200	Cup-Bearing	1	1	1		1
3	217-00100	Grommet	1	1	1	1	1
4	161-07700	Inner Wheel Half Assy.	1				
	161-07701	Inner Wheel Half Assy.		1	1		
	161-08800	Inner Wheel Half Assy.				1	
	161-24000	Inner Wheel Half Assy.					1
2	214-00300	Cup-Bearing				1	
	214-03200	Cup-Bearing	1	1	1		1
5	103-10500	Bolt (AN4-22A)	3	3	3	3	3
6	095-10200	Washer (AN960-416L)	6	6	6		
	095-10400	Washer (AN960-416)				6	6
7	094-01200	Nut (MS21042-4)	3		3	3	3
	094-10300	Nut (MS21044-N4)		3			
8	153-00800	Ring-Grease Seal	4			4	
9	155-00200	Snap Ring	2	2	2	2	
10	154-00600	Felt-Grease Seal	2			2	
	(3)	Felt-Grease Seal		2			
11	154-03200	Molded Grease Seal			2		2
12	214-00400	Cone-Bearing				2	
	214-03300	Cone-Bearing	2	2	2		2

40-110, 40-110B, 40-115, 40-115A, 40-115B, 40-115C

**Tube-Type**



**NOTES:**

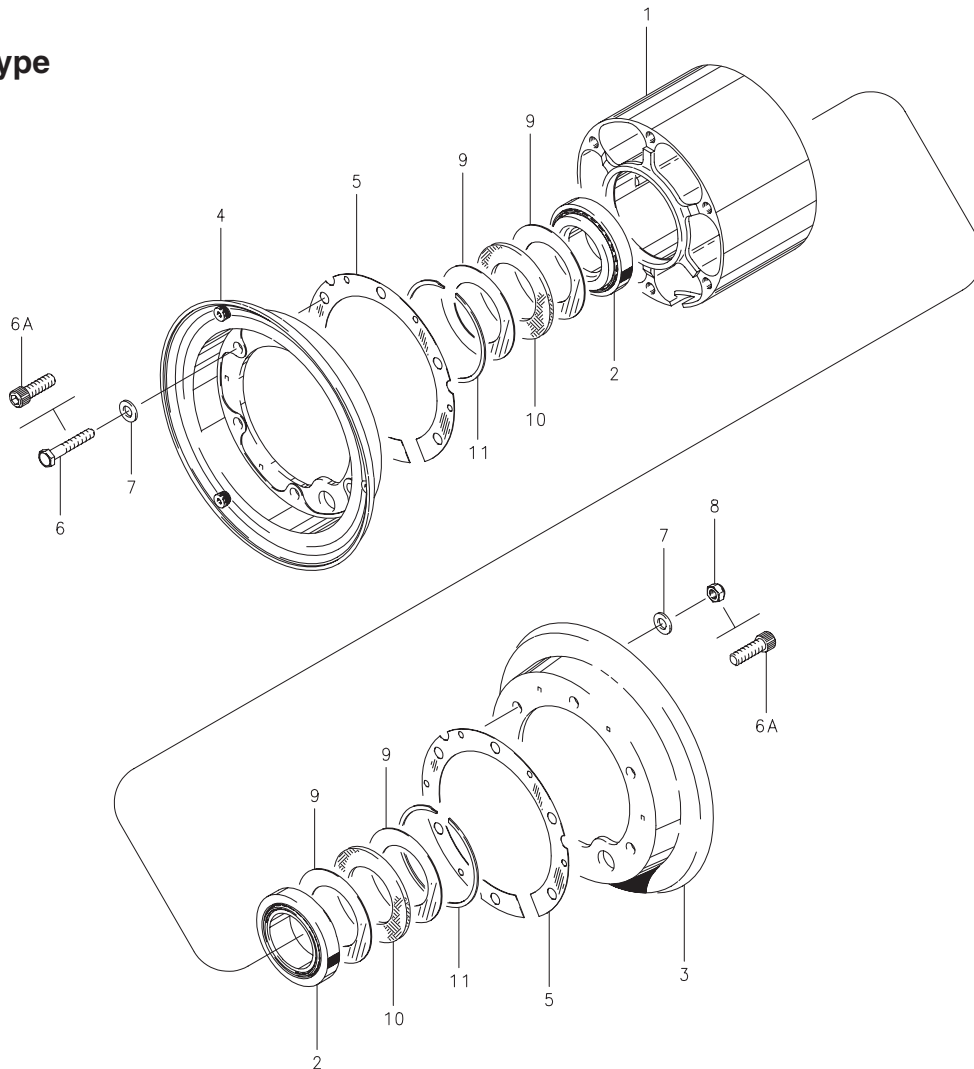
- (1) Inactive Assembly - spares support only for parts listed.
- (2) 40-115B supersedes 40-115 and 40-115A.

FIG.	PART NO.	DESCRIPTION	PER ASSY.					
			40-110	40-110B	40-115 (1)	40-115A (1)	40-115B (2)	40-115C
1	161-05500	Inner Wheel Half Assy.			1	1		
	161-06500	Inner Wheel Half Assy.	1	1				
	161-12900	Inner Wheel Half Assy.					1	1
2	214-00300	Cup-Bearing	1	1	1	1	1	1
3	162-05300	Outer Wheel Half Assy.			1	1		
	162-06100	Outer Wheel Half Assy.	1	1				
	162-11900	Outer Wheel Half Assy.					1	1
2	214-00300	Cup-Bearing	1	1	1	1	1	1
4	217-00100	Grommet	1	1	1	1	1	1
5	103-10500	Bolt (AN4-22A)	3	3	3			
	103-85600	Bolt (MS21250-0403)				3	3	3
6	095-10400	Washer (AN960-416)	6	6	6			
	095-14300	Washer (MS20002C4)				6	6	6
7	094-01200	Nut (MS21042-4)	3	3				
	094-10300	Nut (MS21044-N4)			3			
	094-10301	Nut (MS21045-4S)				3	3	3
8	214-00400	Cone-Bearing	2	2	2	2	2	2
9	153-00100	Ring-Grease Seal	4	4	4	4		
10	154-00100	Felt-Grease Seal	2	2	2	2		
	154-04100	Molded Grease Seal					2	2
11	155-00200	Snap Ring	2	2	2	2	2	2



**C-30174-1, C-30480**

**Tube-Type**



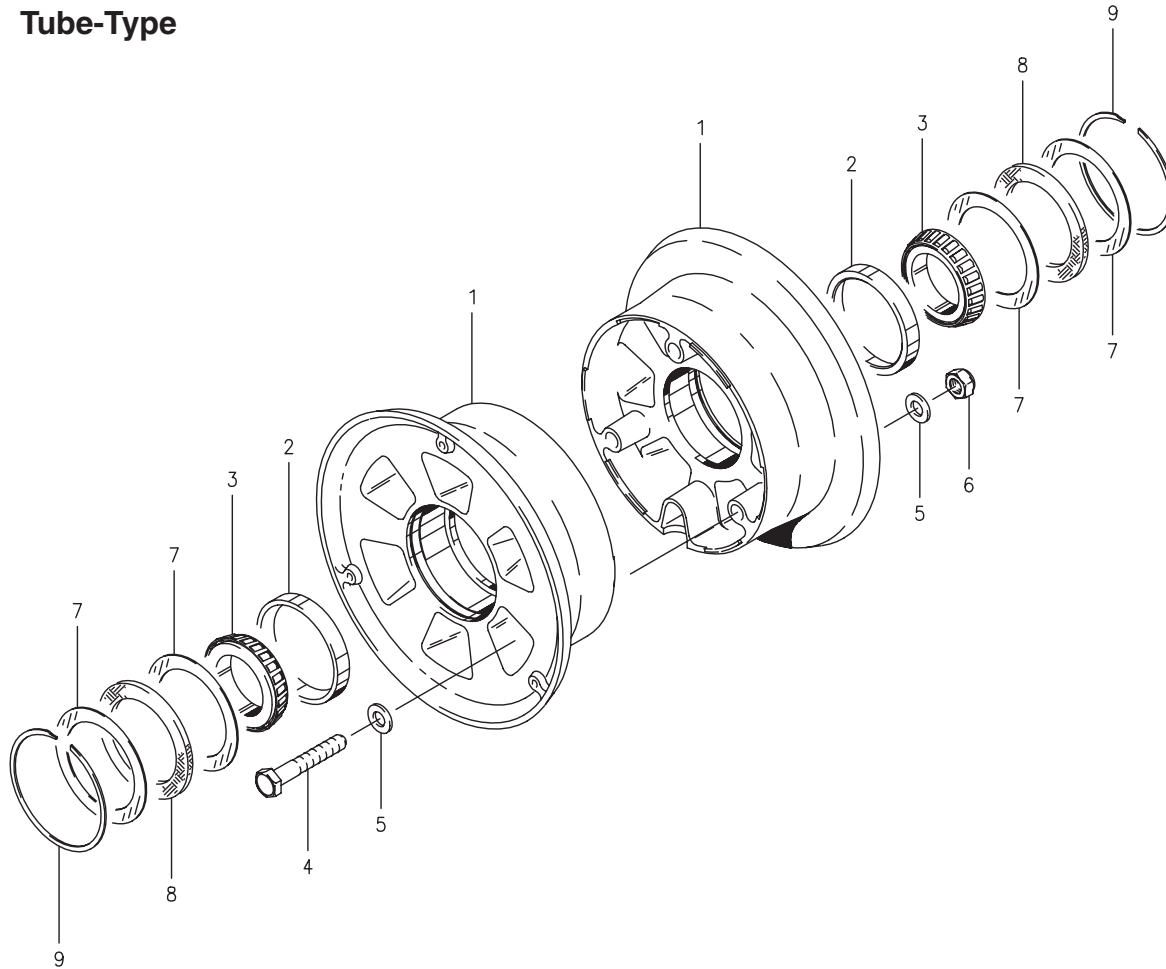
**NOTES:**

- (1) All wheel assemblies listed were formerly manufactured by "McCauley Industrial Corporation."
- (2) Inactive assembly – spares support only for parts listed.
- (3) Superseded by D-30500.
- (4) Inactive part – no longer available for spares support.

FIG.	PART NO.	DESCRIPTION	PER ASSY.	
			C-30174-1 (2) (3)	C-30480 (2) (3)
1	(4)	Hub Assembly	1	
	(4)	Hub Assembly		1
2	(4)	Bearing	2	2
3	(4)	Wheel Flange	2	
	(4)	Wheel Flange		1
4	(4)	Wheel Flange		1
5	(4)	Spacer	2	2
6	(4)	Bolt	6	
6A	(4)	Screw		12
7	(4)	Washer	12	
8	095-10500	Washer (AN960-516)		12
9	153-00800	Ring	4	4
10	(4)	Felt	2	2
11	155-11800	Snap Ring	2	2

D-30500, D-30500-1

**Tube-Type**



NOTES:

- (1) All wheel assemblies listed were formerly manufactured by "McCauley Industrial Corporation."
- (2) Inactive assembly - spares support only for parts listed.
- (3) Superseded by 40-77 per PRM 88.
- (4) Superseded by 40-87H per PRM 88.
- (5) Inactive part - no longer available for spares support.

FIG.	PART NO.	DESCRIPTION	PER ASSY.	
			D-30500 (2)(3)	D-30500-1 (2)(4)
1	(5)	Wheel Half Assembly	2	
	(5)	Wheel Half Assembly		2
2	214-03200	Cup-Bearing	2	
	214-30794-1	Cup-Bearing		2
3	214-03300	Cone-Bearing	2	
	214-30794-2	Cone-Bearing		2
4	103-17300	Bolt	3	3
5	095-10500	Washer (AN960-516)	6	6
6	094-15100	Nut	3	3
7	153-00800	Ring	4	4
8	154-00600	Felt	2	2
9	155-11800	Snap Ring	2	2

**38501 (40-8), 40-30A, 40-55, 40-76A, 40-76B, 40-76C, 40-76P, 40-113B**

**Tube-Type**

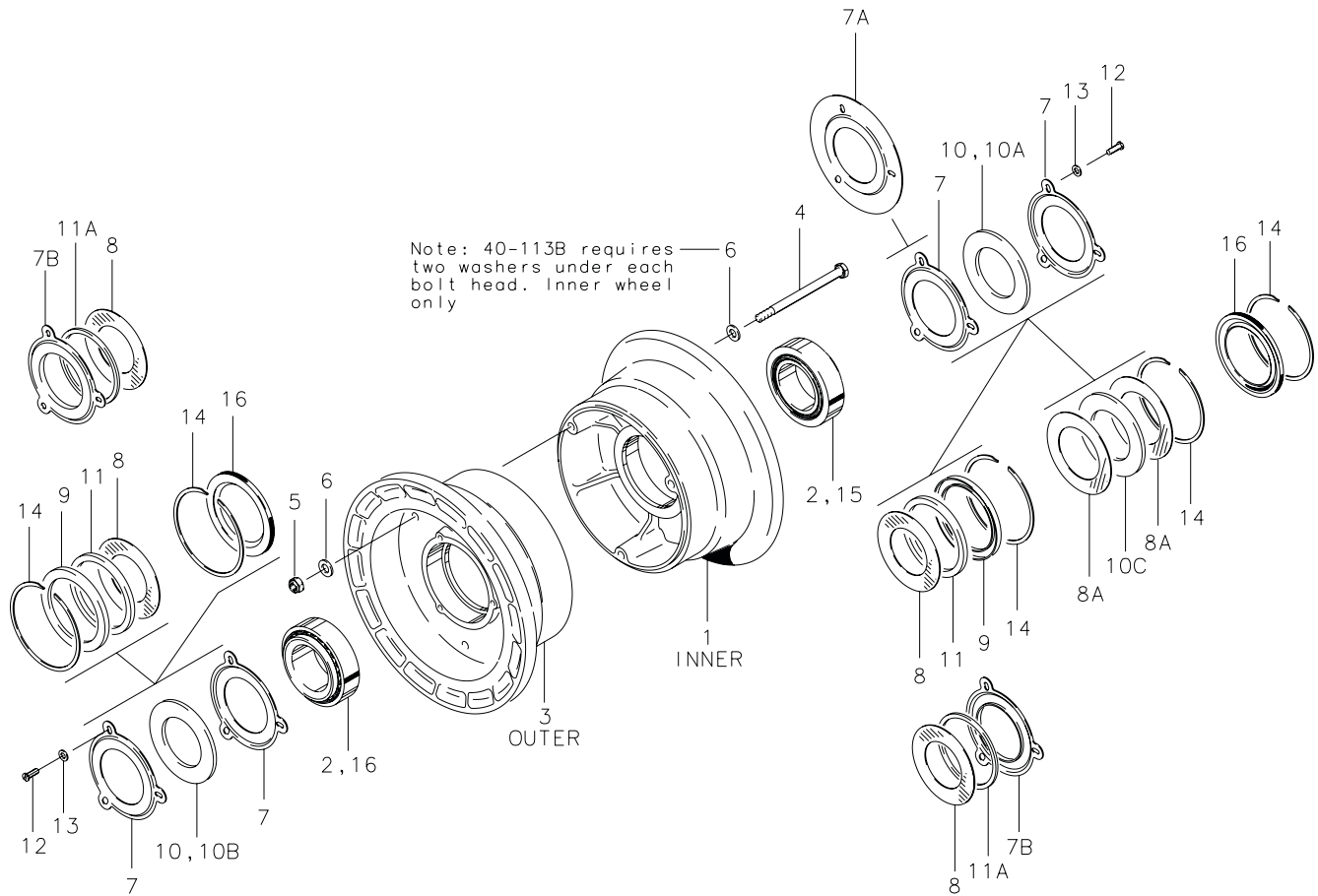


FIG.	PART NUMBER	DESCRIPTION	PER ASSY.							
			38501 (40-8)	40-30A	40-55 (1) (2)	40-76A (3)	40-76B	40-76C	40-76P	40-113B
1	161-00800	Inner Wheel Half Assembly	1							
	161-14200	Inner Wheel Half Assembly		1						
	(4)	Inner Wheel Half Assembly			1					
	161-03000	Inner Wheel Half Assembly				1	1			
	161-03011	Inner Wheel Half Assembly						1		
	161-04900	Inner Wheel Half Assembly								1
2	214-00100	Cup-Bearing	1	1	1	1	1	1	1	1

(Continued on next page)



**Illustrated Parts List**

**6.00-6**

**38501 (40-8), 40-30A, 40-55, 40-76A, 40-76B, 40-76C, 40-76P, 40-113B**

**Tube-Type**

(Continued from previous page)

FIG.	PART NUMBER	DESCRIPTION	PER ASSY.							
			38501 (40-8)	40-30A	40-55 (1) (2)	40-76A (3)	40-76B	40-76C	40-76P	40-113B
3	162-00600	Outer Wheel Half Assembly	1							
	162-13000	Outer Wheel Half Assembly		1						
	(4)	Outer Wheel Half Assembly			1					
	162-02700	Outer Wheel Half Assembly				1	1	1		
	162-04700	Outer Wheel Half Assembly							1	
	162-02711	Outer Wheel Half Assembly								1
2	214-00100	Cup-Bearing	1	1	1	1	1	1	1	1
4	103-11000	Bolt (AN4-36A)	3							3
	103-11200	Bolt (AN4-37A)		3	3					
	103-20400	Bolt (AN4-35A)				3	3	3	3	
5	094-10300	Nut (MS21044-N4)	3	3	3					3
	094-10400	Nut (MS21044-N5)				3	3	3	3	
6	095-10400	Washer (AN960-416)	6	6	6					6
	095-10500	Washer (AN960-516)				6	6	6	6	
7	153-00500	Ring-Grease Seal	4							
	153-01400	Ring-Grease Seal		3						
7A	156-00300	Plate-Grease Seal-Inner Wheel Half		1						
7B	153-01000	Ring-Grease Seal			2					
8	153-00300	Ring-Grease Seal			2	2		2	2	1
8A	153-00400	Ring-Grease Seal-Inner Wheel Half								2
9	153-01500	Ring-Grease Seal				2		2	2	1
10	154-01200	Felt-Grease Seal		2						
10A	154-00400	Felt-Grease Seal-Inner Wheel Half	1							
10B	154-00500	Felt-Grease Seal-Outer Wheel Half	1							
10C	154-00300	Felt-Grease Seal-Inner Wheel Half								1
11	154-01300	Felt-Grease Seal				2		2	2	1
11A	154-00900	Felt-Grease Seal			2					
12	102-05100	Screw (AN500-8-8)	6	6	6					
13	095-15100	Washer-Lock (MS35333-38)		6	6					
	095-15300	Washer-Lock (AN936A8)	6							
14	155-00100	Snap Ring				2	2	2	2	2
15	214-00200	Cone-Bearing	2	2	2	2	2	2	2	2
16	154-03000	Molded Grease Seal					2			

NOTES:

- (1) Inactive assembly – spares support only for parts listed.
- (2) 40-76A supersedes 40-55.
- (3) 40-76A supersedes 40-76H.
- (4) Inactive part – no longer available for spares support.

40-56, 40-56B, 40-76D, 40-76E, 40-76F, 40-76G, 40-76H

**Tube-Type**

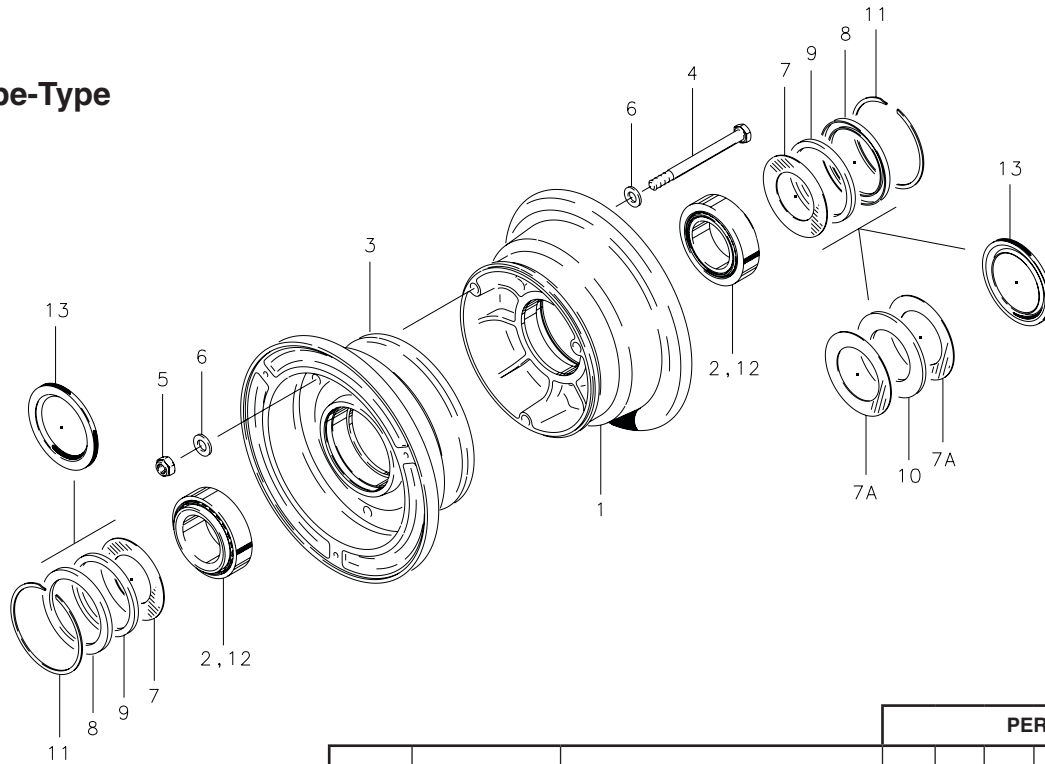
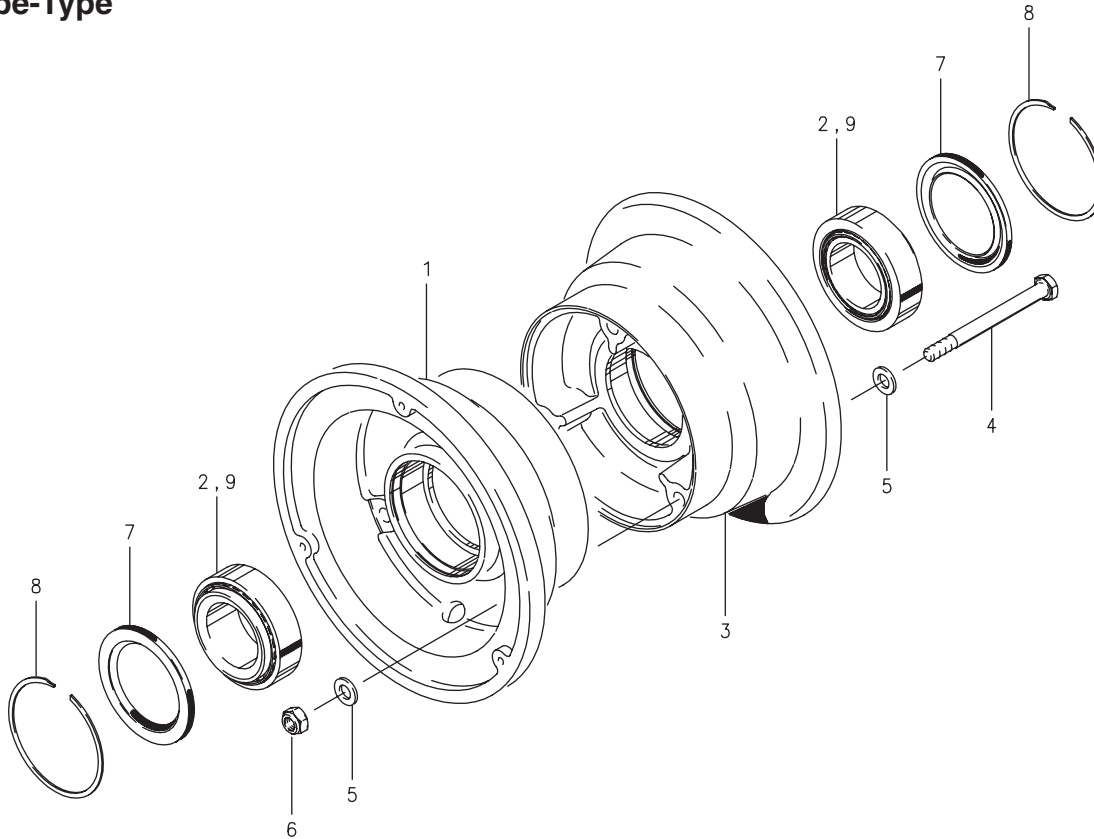


FIG.	PART NO.	DESCRIPTION	PER ASSY.						
			40-56	40-56B	40-76D	40-76E	40-76F	40-76G	40-76H
1	161-04700	Inner Wheel Half Assembly			1	1	1		
	161-03000	Inner Wheel Half Assembly						1	
	161-08300	Inner Wheel Half Assembly	1						
	161-09400	Inner Wheel Half Assembly		1					
	161-13700	Inner Wheel Half Assembly							1
2	214-00100	Cup-Bearing			1	1	1	1	1
	214-01300	Cup-Bearing	1	1					
3	162-04500	Outer Wheel Half Assembly			1	1	1		
	162-02700	Outer Wheel Half Assembly						1	1
	162-06900	Outer Wheel Half Assembly	1						
	162-08800	Outer Wheel Half Assembly		1					
2	214-00100	Cup-Bearing			1	1	1	1	1
	214-01300	Cup-Bearing	1	1					1
4	103-20400	Bolt (AN5-35A)			3	3	3	3	3
	103-21800	Bolt (AN5-34A)	3	3					
5	094-10400	Nut (MS21044-N5)	3	3	3	3	3	3	3
6	095-10500	Washer (AN960-516)	6	6	6	6	6	6	6
7	153-00300	Ring-Grease Seal			2	2		1	2
7A	153-00400	Ring-Grease Seal						2	
8	153-01500	Ring-Grease Seal			2	2		1	2
9	154-01300	Felt-Grease Seal			2	2		1	2
10	154-00300	Felt-Grease Seal						1	
11	155-00100	Snap Ring	2	2	2	2	2	2	2
12	214-00200	Cone-Bearing			2	2	2	2	2
	214-01400	Cone-Bearing	2	2					
13	154-03000	Molded Grease Seal	2	2			2		

40-56C

**Tube-Type**



**Assy. Number**

A) 40-56C

FIG.	PART NUMBER	DESCRIPTION	QTY. PER ASSY.
			A
1	161-08300	Inner Wheel Half Assy.	1
2	214-01300	Cup-Bearing	1
3	162-06900	Outer Wheel Half Assy.	1
2	214-01300	Cup-Bearing	1
4	103-21800	Bolt (AN5-34A)	3
5	095-10500	Washer (AN960-516)	6
6	094-10400	Nut (MS21044-N5)	3
7	154-03000	Molded-Grease Seal	2
8	155-00100	Snap Ring	2
9	214-01400	Cone-Bearing	2

40-120A, 40-140, 40-140A, 40-140C

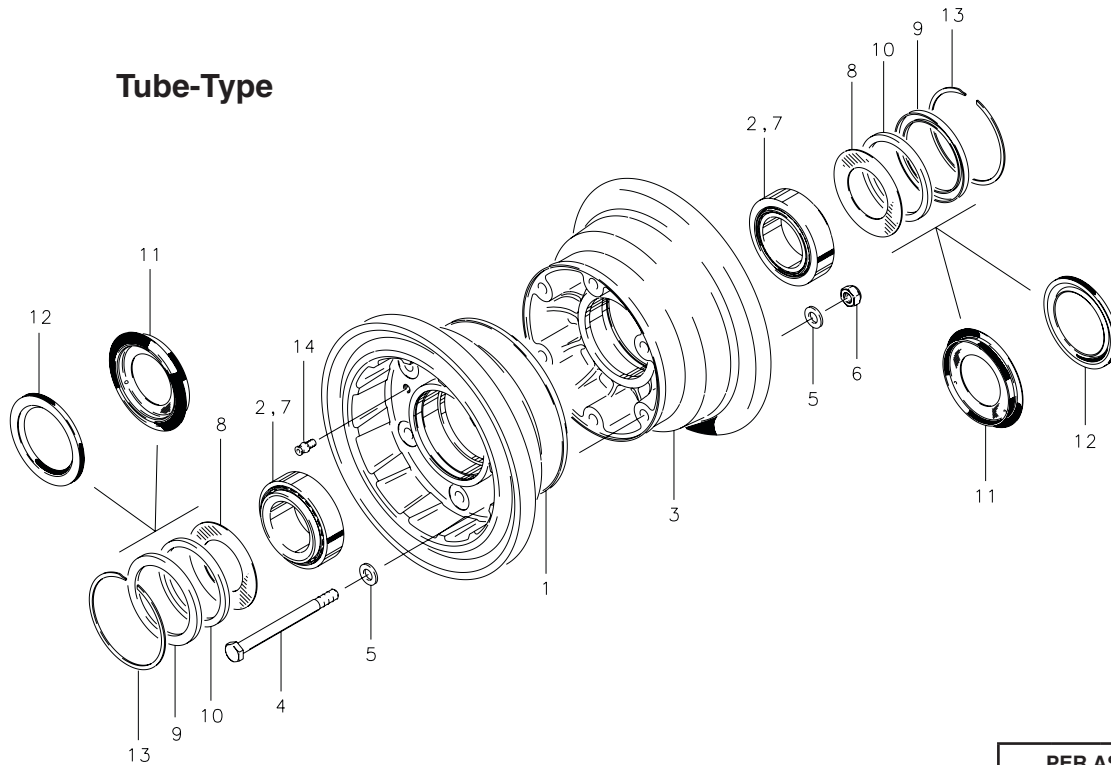
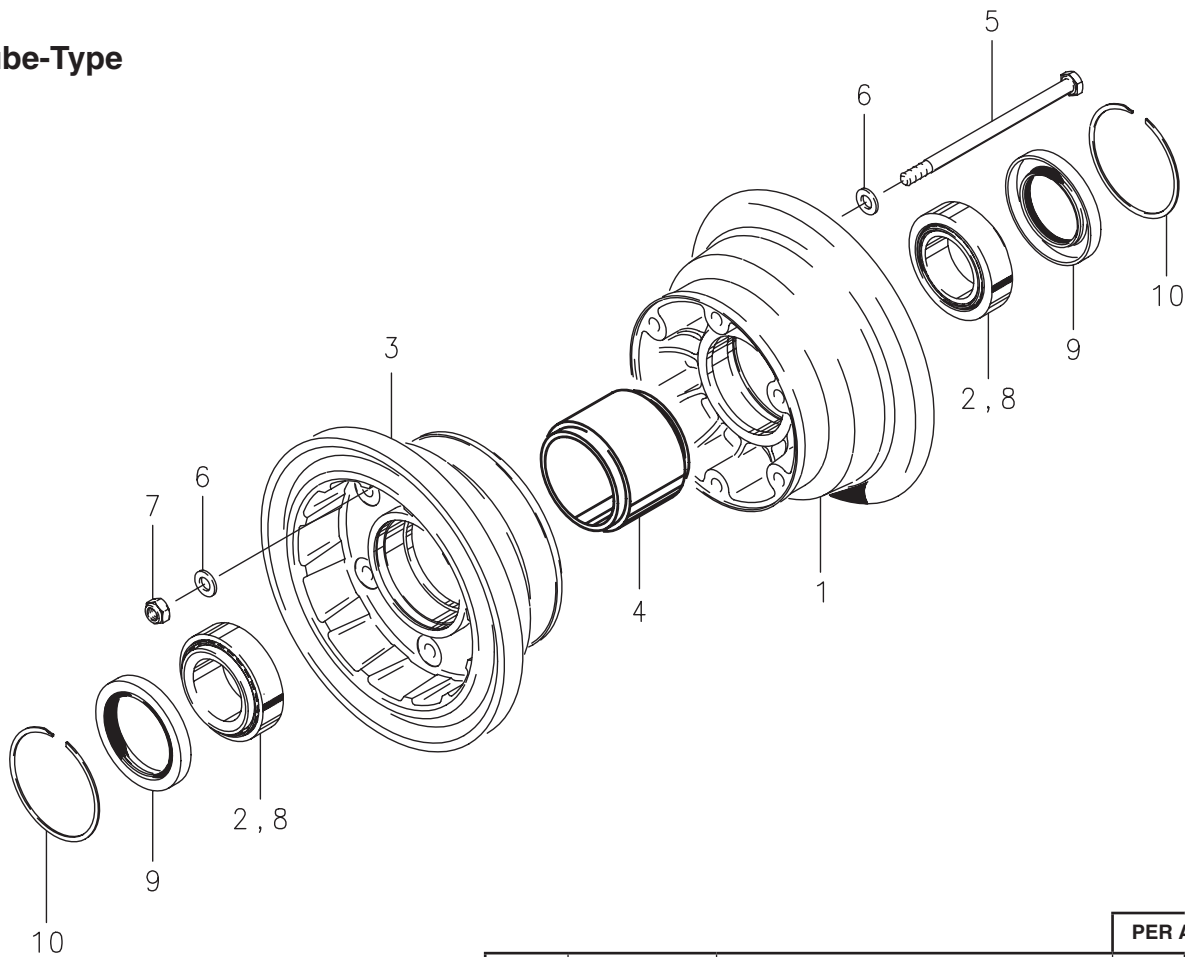


FIG.	PART NO.	DESCRIPTION	PER ASSY.			
			40-120A	40-140	40-140A	40-140C
1	161-08200	Inner Wheel Half Assembly		1	1	
	161-08202	Inner Wheel Half Assembly				1
	161-09302	Inner Wheel Half Assembly	1			
2	214-00100	Cup-Bearing	1	1	1	
	214-01100	Cup-Bearing				1
3	162-07700	Outer Wheel Half Assembly		1	1	
	162-07702	Outer Wheel Half Assembly				1
	162-08702	Outer Wheel Half Assembly	1			
2	214-00100	Cup-Bearing	1	1	1	
	214-01100	Cup-Bearing				1
4	103-20400	Bolt (AN5-35A)	6	6	6	6
5	095-10500	Washer (AN960-516)				12
	095-10700	Washer (AN960-516L)	12	12	12	
6	094-10401	Nut (MS21045-5S)				6
	094-10400	Nut (MS21044-N5)	6	6	6	
7	214-00200	Cone-Bearing	2	2	2	
	214-01200	Cone-Bearing				2
8	153-00300	Ring-Grease Seal			2	
9	153-01500	Ring-Grease Seal			2	
10	154-01300	Felt-Grease Seal			2	
11	154-07500	Grease Seal				2
12	154-03000	Molded Grease Seal	2	2		
13	155-00100	Snap Ring	2	2	2	
14	213-00400	Grease Fitting (MS15720-1)				1

40-426, 40-426A

**Tube-Type**



**NOTES:**

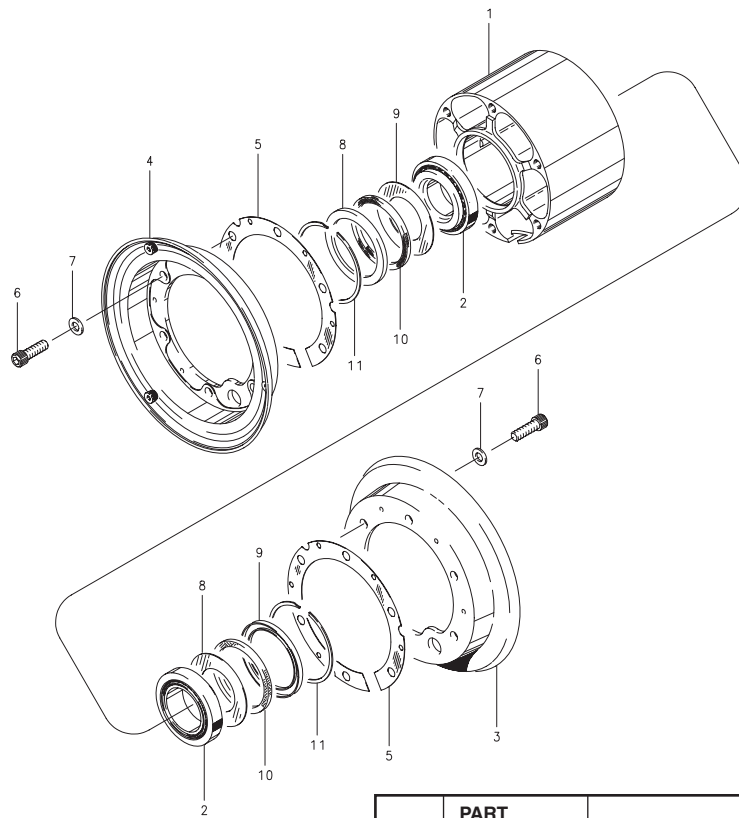
(1) High corrosion resistant, amphibious equipment.

FIG.	PART NO.	DESCRIPTION	PER ASSY.	
			40-426 (1)	40-426A
1	161-19901	Inner Wheel Half Assembly	1	
	161-19904	Inner Wheel Half Assembly		1
2	214-01100	Cup-Bearing (chrome plated)	1	
	214-00100	Cup-Bearing		1
3	162-19901	Outer Wheel Half Assembly	1	
	162-19904	Outer Wheel Half Assembly		1
2	214-01100	Cup-Bearing (chrome plated)	1	
	214-00100	Cup-Bearing		1
4	067-14700	Grease Dam Spacer	1	1
5	103-20400	Bolt (AN5-35A)	6	6
6	095-10500	Washer (AN960-516)	12	12
7	094-12700	Nut (MS21042-5)	6	6
8	214-01200	Cone-Bearing (chrome plated)	2	
	214-00200	Cone-Bearing		2
9	154-08300	Molded Grease Seal	2	2
10	155-14300	Snap Ring	2	2



**C-30179, D-30204, D-30255, D-30570, D-30585**

**Tube-Type**



**Assy. Number**

- A) C-30179 (1)
- B) D-30204 (1) (2)
- C) D-30255 (1) (2)
- D) D-30570 (1)
- E) D30585 (1) (2)

**NOTES:**

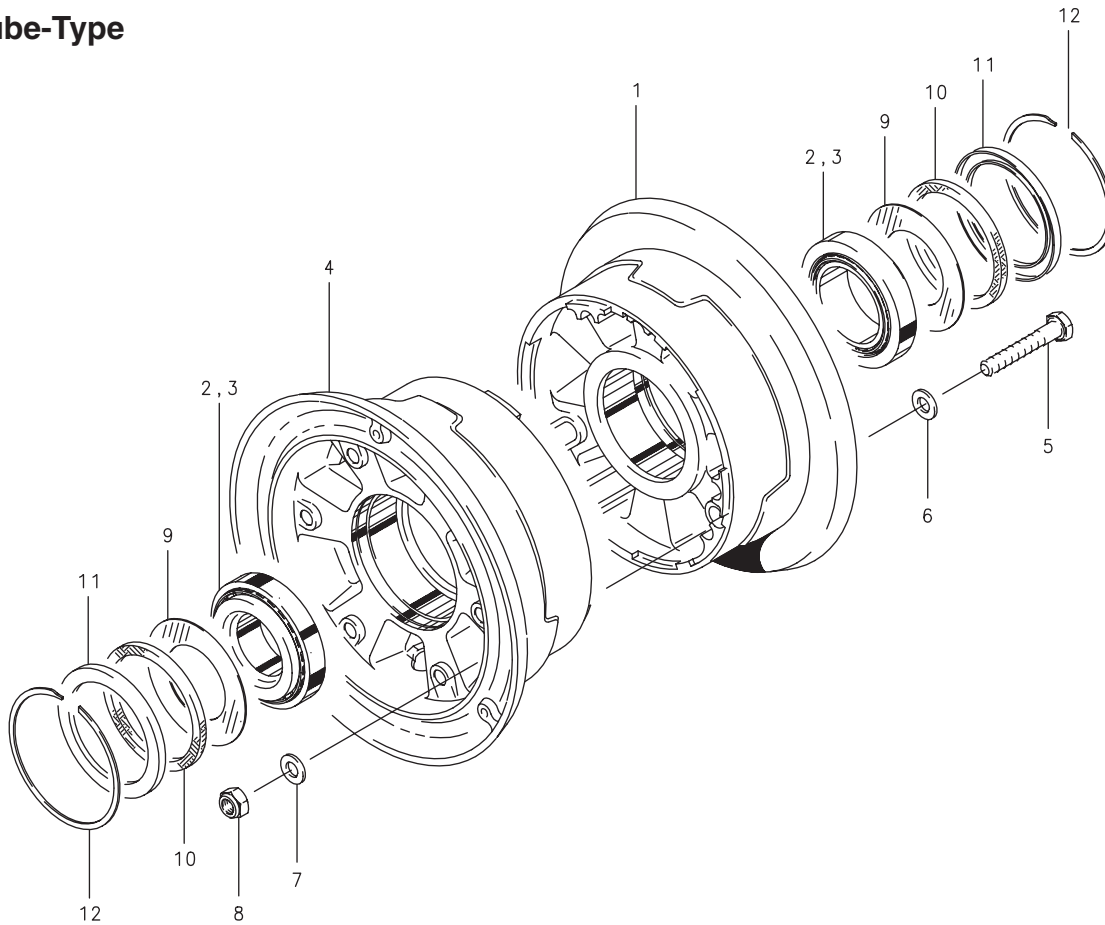
- (1) Inactive assembly – spares support only for parts listed.
- (2) Superseded by D-30665 (5).
- (3) Inactive part – no longer available for spares support.
- (4) All wheel assemblies listed were formerly manufactured by "McCauley Industrial Corporation."
- (5) D-30665 is inactive. See Airframe manufacturer for approved replacement.

\* Not illustrated.

FIG.	PART NUMBER	DESCRIPTION	QTY. PER ASSY				
			A	B	C	D	E
1	201-30203	Hub Assy.	1				
	(3)	Hub Assy.		1			
	201-30256-1	Hub Assy.			1		1
	201-30568	Hub Assy.				1	
2	(3)	Bearing	2	2	2		2
	(3)	Bearing				2	
3	(3)	Wheel Flange	1				
	(3)	Wheel Flange		1			
	(3)	Wheel Flange			1		
	(3)	Wheel Flange				1	
	(3)	Wheel Flange					1
4	(3)	Wheel Flange	1				
	(3)	Wheel Flange		1			
	(3)	Wheel Flange			1		
	(3)	Wheel Flange				1	
5	067-30076	Spacer	2	2	2	2	2
	(3)	Screw	12				
	(3)	Bolt (AN4-41A)		6			
6	(3)	Screw			12		12
	102-18400	Screw				12	
	095-10500	Washer (AN960-516)	12			12	
7	(3)	Washer		12			
	(3)	Washer			12		12
8	153-30014	Ring	2	2	2	2	2
9	153-30015	Ring	2	2	2	2	2
10	154-30010	Felt	2	2	2	2	2
11	155-11900	Snap Ring	2	2		2	
	155-11800	Snap Ring			2		2
*	094-15300	Nut		6			

**D-30665, D-30665-1**

**Tube-Type**



**Assy. Number**

**A) D-30665 (2) (3)**

**B) D-30665-1 (2) (3)**

**NOTES:**

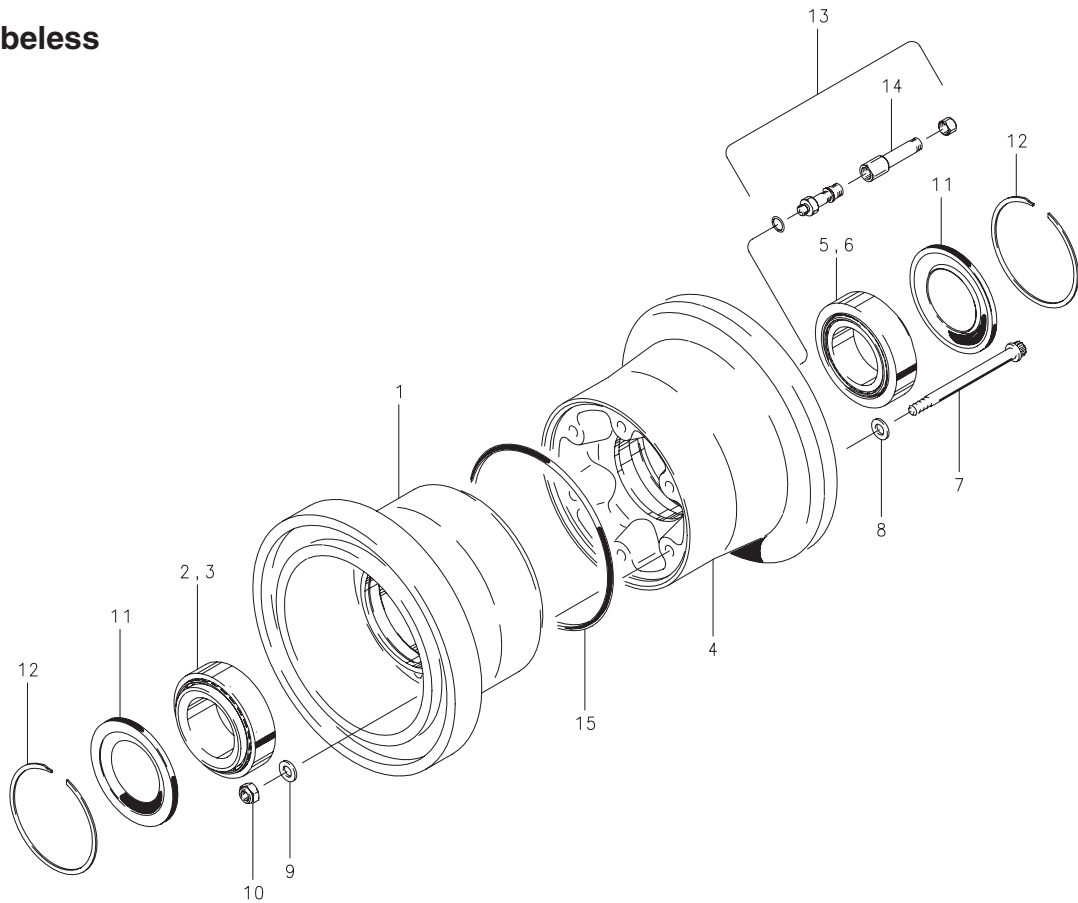
- (1) All wheel assemblies listed were formerly manufactured by "McCauley Industrial Corporation."
- (2) Inactive assembly – spares support only for parts listed.
- (3) Inactive. See Airframe manufacturer for approved replacement.
- (4) Inactive part – no longer available for spares support.

FIG.	PART NUMBER	DESCRIPTION	QTY. PER ASSY.	
			A	B
1	(4)	Inner Wheel Half Assy.	1	
	(4)	Inner Wheel Half Assy.		1
2	214-01300	Cup-Bearing	1	1
3	214-01400	Cone-Bearing	2	2
4	(4)	Outer Wheel Half Assy.	1	
	(4)	Outer Wheel Half Assy.		1
2	214-01300	Cup-Bearing	1	1
5	103-25900	Bolt	3	
	103-17200	Bolt		6
6	095-10500	Washer (AN960-516)		12
	095-02800	Washer (MS20002C5)	3	
7	095-02800	Washer (MS20002C5)	3	
	095-10700	Washer (AN960-516L)		12
8	094-15100	Nut	3	6
9	153-30015	Ring	2	2
10	154-30010	Felt	2	2
11	153-30014	Ring	2	2
12	155-11900	Snap Ring	2	2

**5**

40-210

**Tubeless**



**Assy. Number**

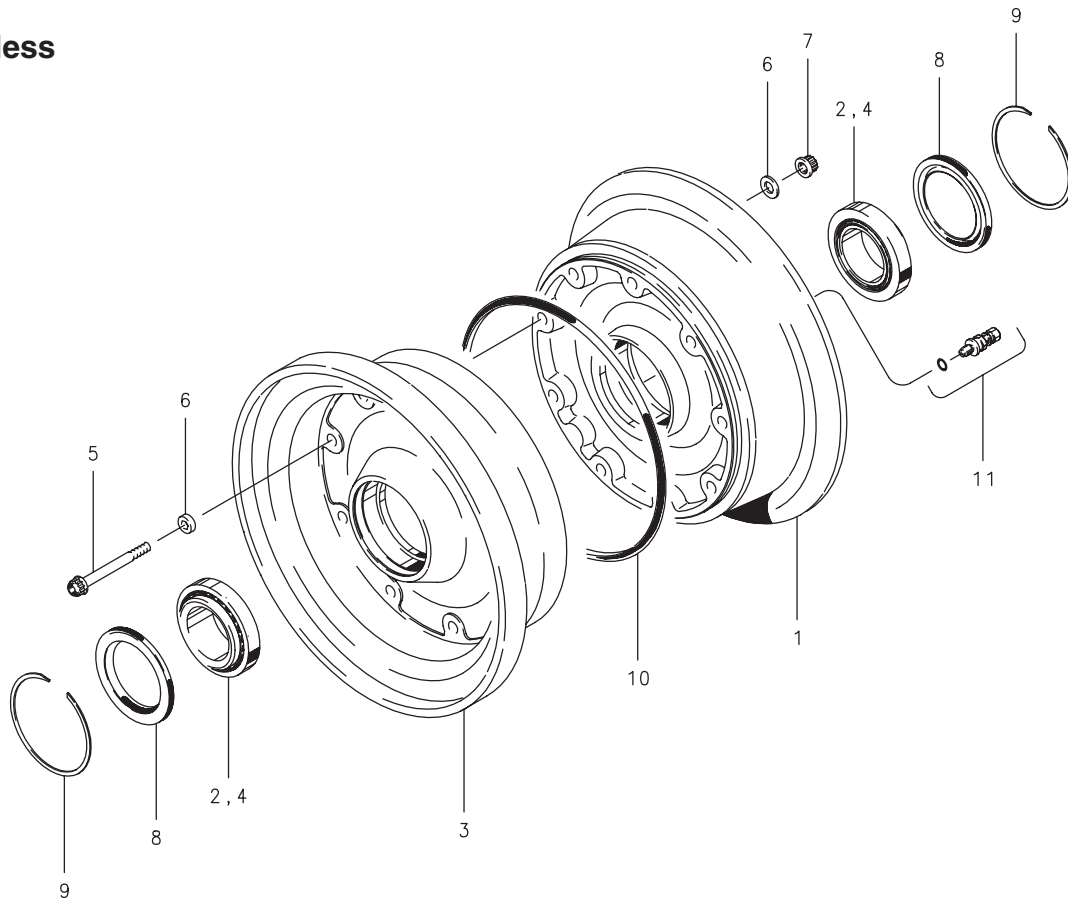
A) 40-210

FIG.	PART NUMBER	DESCRIPTION	QTY. PER ASSY.
			A
1	161-13200	Inner Wheel Half Assy.	1
2	214-04800	Cup-Bearing	1
3	214-04700	Cone-Bearing	1
4	162-12300	Outer Wheel Half Assy.	1
5	214-04800	Cup-Bearing	1
6	214-04900	Cone-Bearing	1
7	103-23300	Bolt (MS21250-05062)	6
8	095-02800	Washer (MS20002C5)	6
9	095-13600	Washer (MS20002-5)	6
10	094-10400	Nut-Lock (MS21044-N5)	6
11	154-03800	Molded Grease Seal	2
12	155-08100	Snap Ring	2
13	160-01900	Air Valve Assy.	1
14	138-85400	Valve Extension	1
15	101-50249	O-Ring (MS28775-249)	1



40-260

**Tubeless**



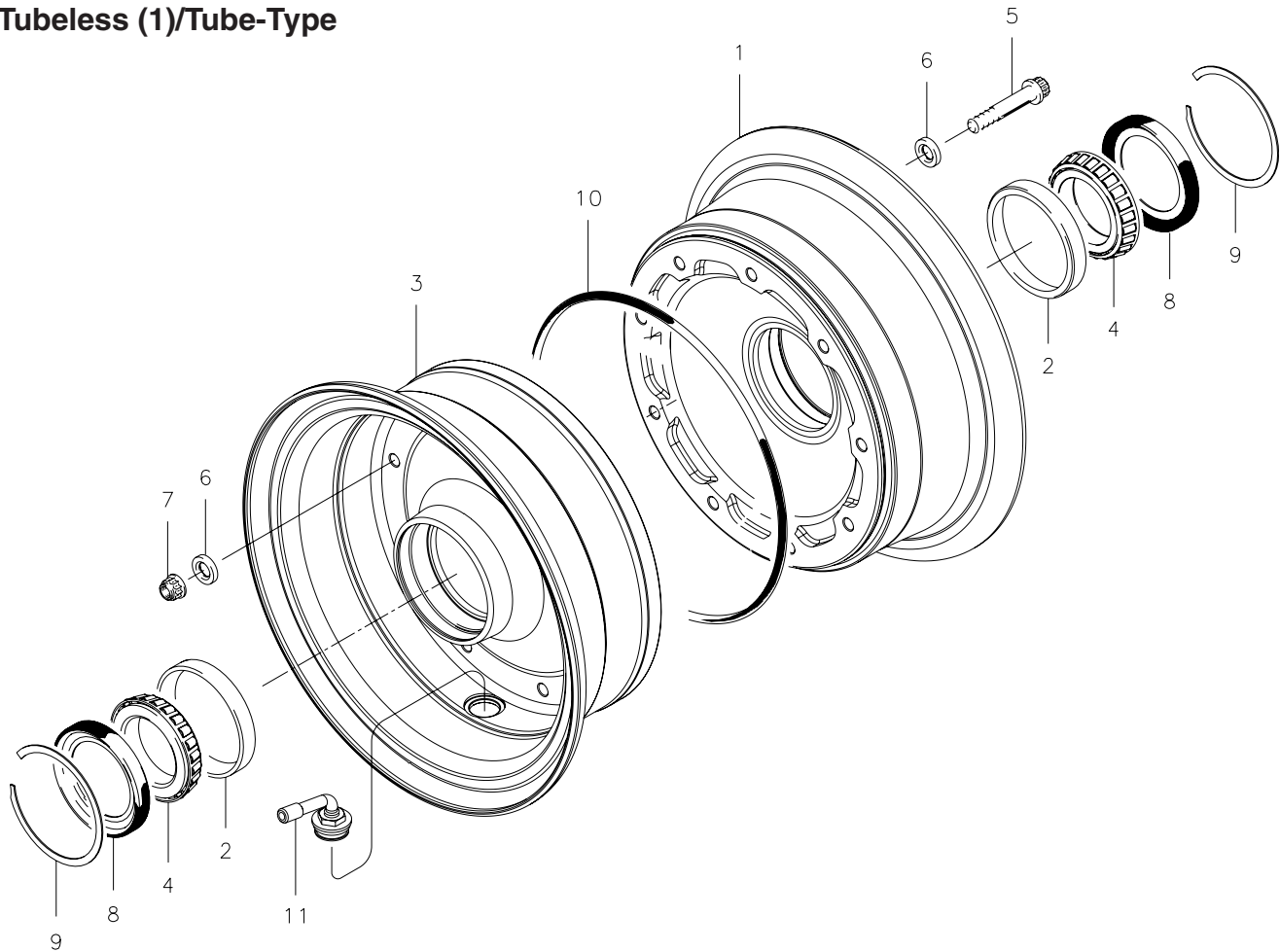
**Assy. Number**

A) 40-260

FIG.	PART NUMBER	DESCRIPTION	QTY. PER ASSY.
			A
1	162-15000	Outer Wheel Half Assy.	1
2	214-00100	Cup-Bearing	1
3	161-16100	Inner Wheel Half Assy.	1
2	214-00100	Cup-Bearing	1
4	214-00200	Cone-Bearing	1
5	103-17500	Bolt (MS21250-04022)	9
6	095-71400	Washer (MS14177-4)	18
7	094-13800	Nut	9
8	154-03600	Grease Seal	2
9	155-00100	Snap Ring	2
10	101-26600	O-Ring (MS28775-261)	1
11	160-00700	Air Valve Assy.	1

40-450

**Tubeless (1)/Tube-Type**



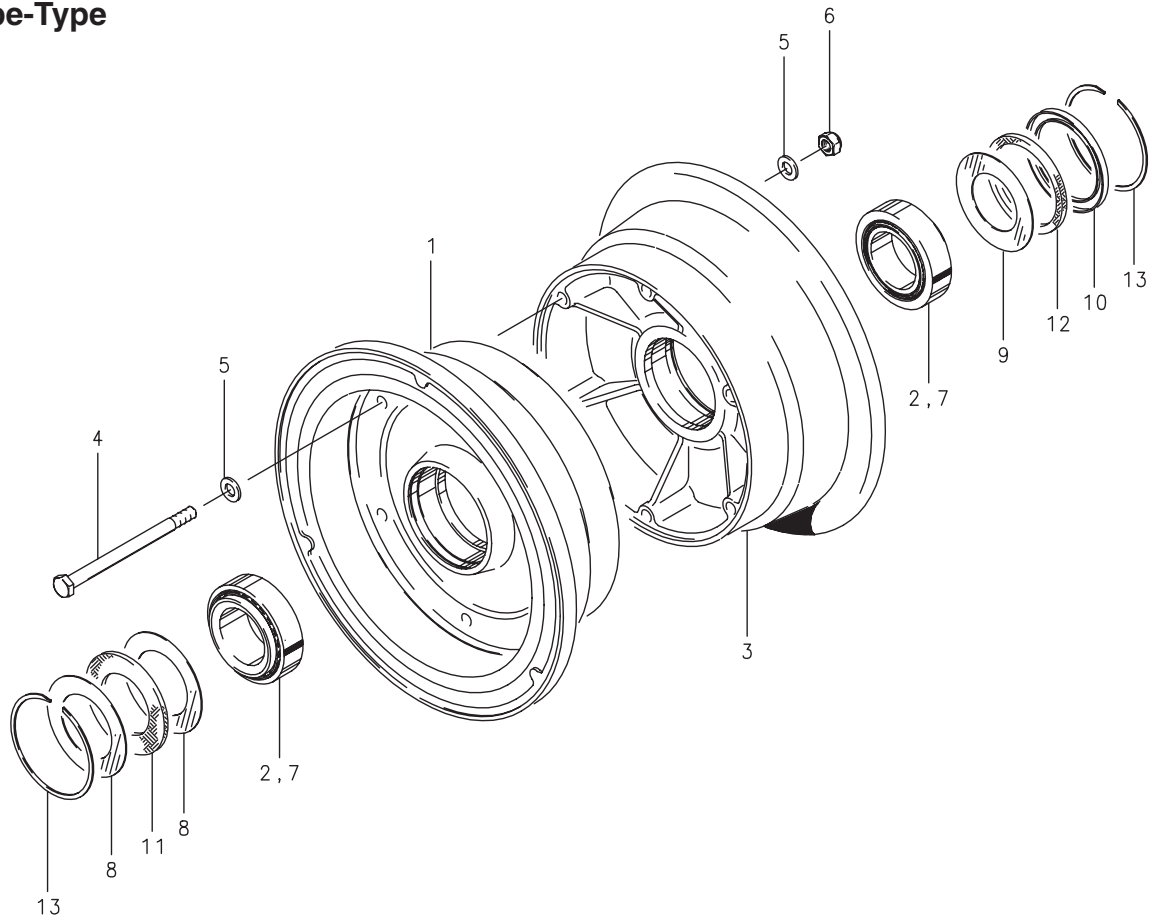
**NOTES:**

(1) Tubeless tire configuration requires the use of optional inflation air valve assembly. Inflation air valve assembly must be ordered separately.

FIG.	PART NO.	DESCRIPTION	PER ASSY.
1	161-22500	Inner Wheel Half Assembly	1
2	214-06300	Cup-Bearing	1
3	162-22500	Outer Wheel Half Assembly	1
2	214-01100	Cup-Bearing	1
4	214-00200	Cone-Bearing	2
5	103-19300	Bolt (MS21250-04014)	9
6	095-14600	Washer (MS14155-4)	18
7	094-17700	Nut (NAS1804-4N)	9
8	154-09600	Seal	2
9	155-14100	Snap Ring	2
10	101-50263	Preformed Packing	2
11	160-03500 (1)	Inflation Air Valve Assembly	1

40-117A

**Tube-Type**



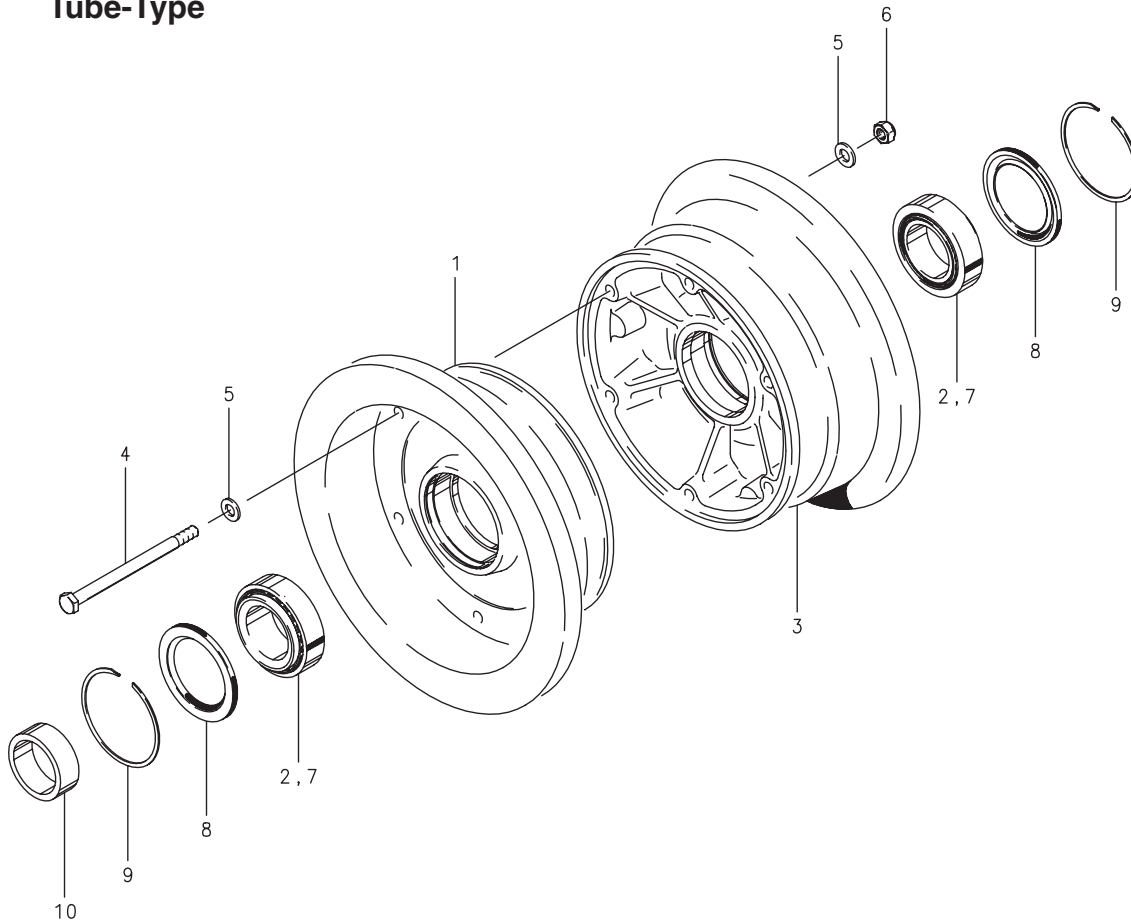
**Assy. Number**

A) 40-117A

FIG.	PART NUMBER	DESCRIPTION	QTY. PER ASSY.
			A
1	161-02300	Inner Wheel Half Assy.	1
2	214-00100	Cup-Bearing	1
3	162-04800	Outer Wheel Half Assy.	1
2	214-00100	Cup-Bearing	1
4	103-20400	Bolt (AN5-35A)	6
5	095-10500	Washer (AN960-516)	12
6	094-10400	Nut (MS21044-N5)	6
7	214-00200	Cone-Bearing	2
8	153-00400	Ring-Grease Seal	2
9	153-00300	Ring-Grease Seal	1
10	153-01500	Ring-Grease Seal	1
11	154-00300	Felt-Grease Seal	1
12	154-01300	Felt-Grease Seal	1
13	155-00100	Snap Ring	2

40-177A, 40-193

**Tube-Type**



**Assy. Number**

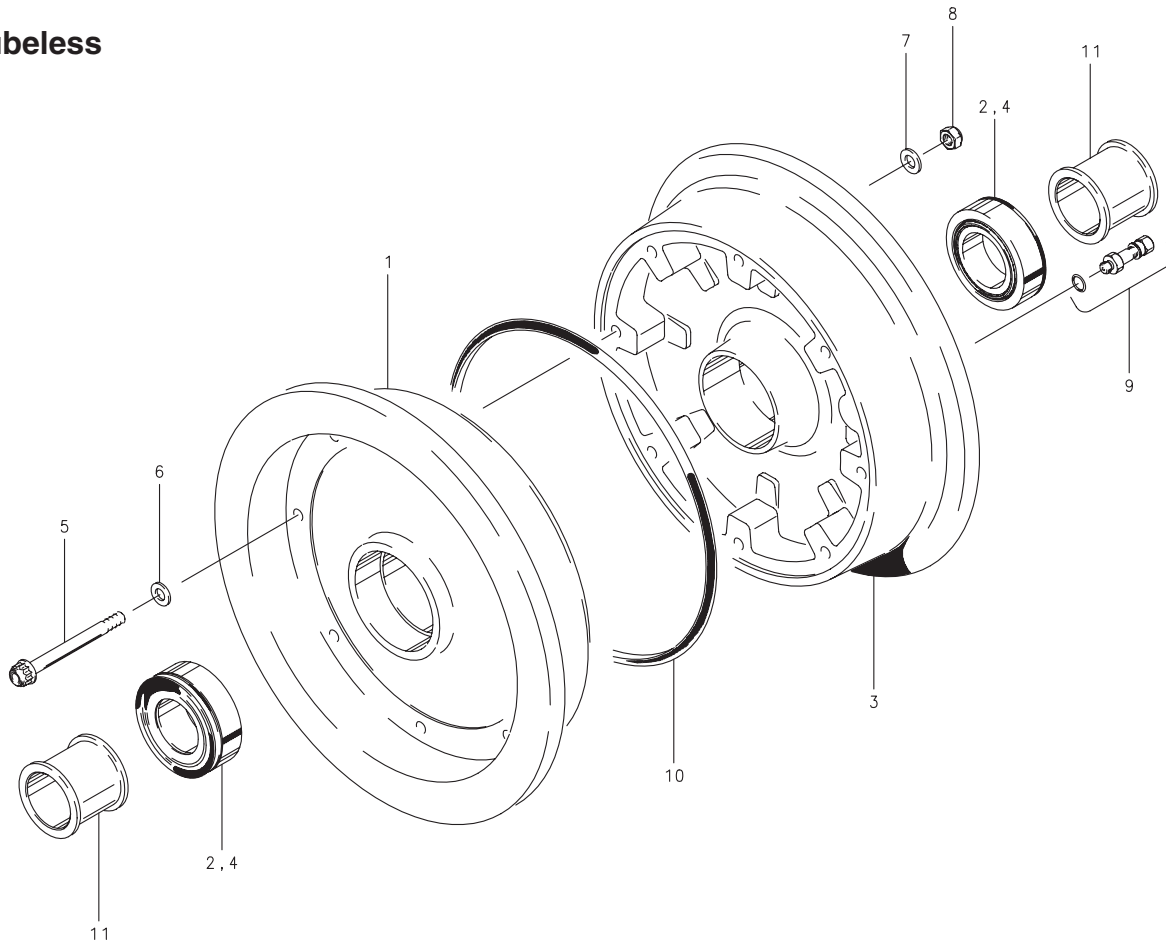
A) 40-177A

B) 40-193

FIG.	PART NUMBER	DESCRIPTION	QTY. PER ASSY.	
			A	B
1	161-06402	Inner Wheel Half Assy.		1
	161-11700	Inner Wheel Half Assy.	1	
2	214-00100	Cup-Bearing	1	1
3	162-06002	Outer Wheel Half Assy.		1
	162-10700	Outer Wheel Half Assy.	1	
2	214-00100	Cup-Bearing	1	1
4	103-20400	Bolt (AN5-35A)	6	6
5	095-10500	Washer (AN960-516)	12	12
6	094-10400	Nut (MS21044-N5)	6	6
7	214-00200	Cone-Bearing	2	2
8	154-03000	Molded Grease Seal	2	
	154-03600	Molded Grease Seal		2
9	155-00100	Snap Ring	2	2
10	067-07000	Spacer-Axle		1

40-212

**Tubeless**



**Assy. Number**

A) 40-212

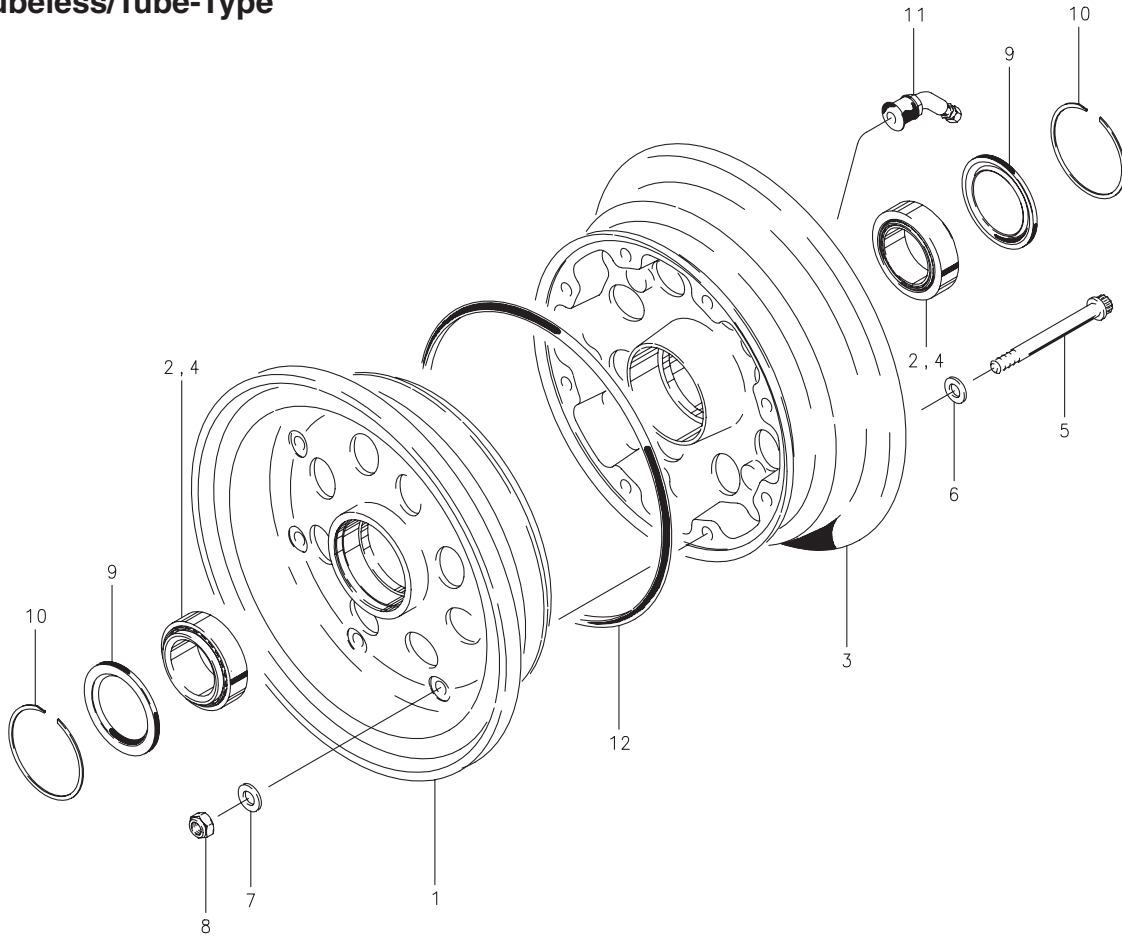
**NOTES:**

- (1) Optional balance kit 199-135 available for use with this wheel.
- (2) 095-02800 Washer is installed under the bolt head.

FIG.	PART NUMBER	DESCRIPTION	QTY. PER ASSY.
			A
1	161-13400	Inner Wheel Half Assy.	1
2	214-03700	Cup-Bearing	1
3	162-12500	Outer Wheel Half Assy.	1
2	214-03700	Cup-Bearing	1
4	214-03800	Bearing-Cone & Seal	2
5	103-23500	Bolt (MS21250-05030)	8
6	095-02800	Washer (MS20002C5) (2)	8
7	095-13600	Washer (MS20002-5)	8
8	094-10401	Nut-Lock (MS21045-5S)	8
9	160-00700	Air Valve	1
10	101-09700	O-Ring (MS28775-269)	1
11	067-08800	Axle Spacer	2

40-204

**Tubeless/Tube-Type**



**Assy. Number**

A) 40-204

FIG.	PART NUMBER	DESCRIPTION	QTY. PER ASSY. A
1	161-12500	Inner Wheel Half Assy.	1
2	214-00100	Cup-Bearing	1
3	162-11500	Outer Wheel Half Assy.	1
2	214-00100	Cup-Bearing	1
4	214-00200	Cone-Bearing	2
5	103-31200	Bolt (MS21250-06034)	8
6	095-03100	Washer (MS20002C6)	8
7	095-10600	Washer (AN960-616)	8
8	094-91500	Nut (MS21045-6S)	8
9	154-03600	Molded Grease Seal	2
10	155-00100	Snap Ring	2
11	160-01200	Air Valve Assy.	1
12	101-25800	O-Ring (MS28775-267)	1

40-455

**Tube-Type**

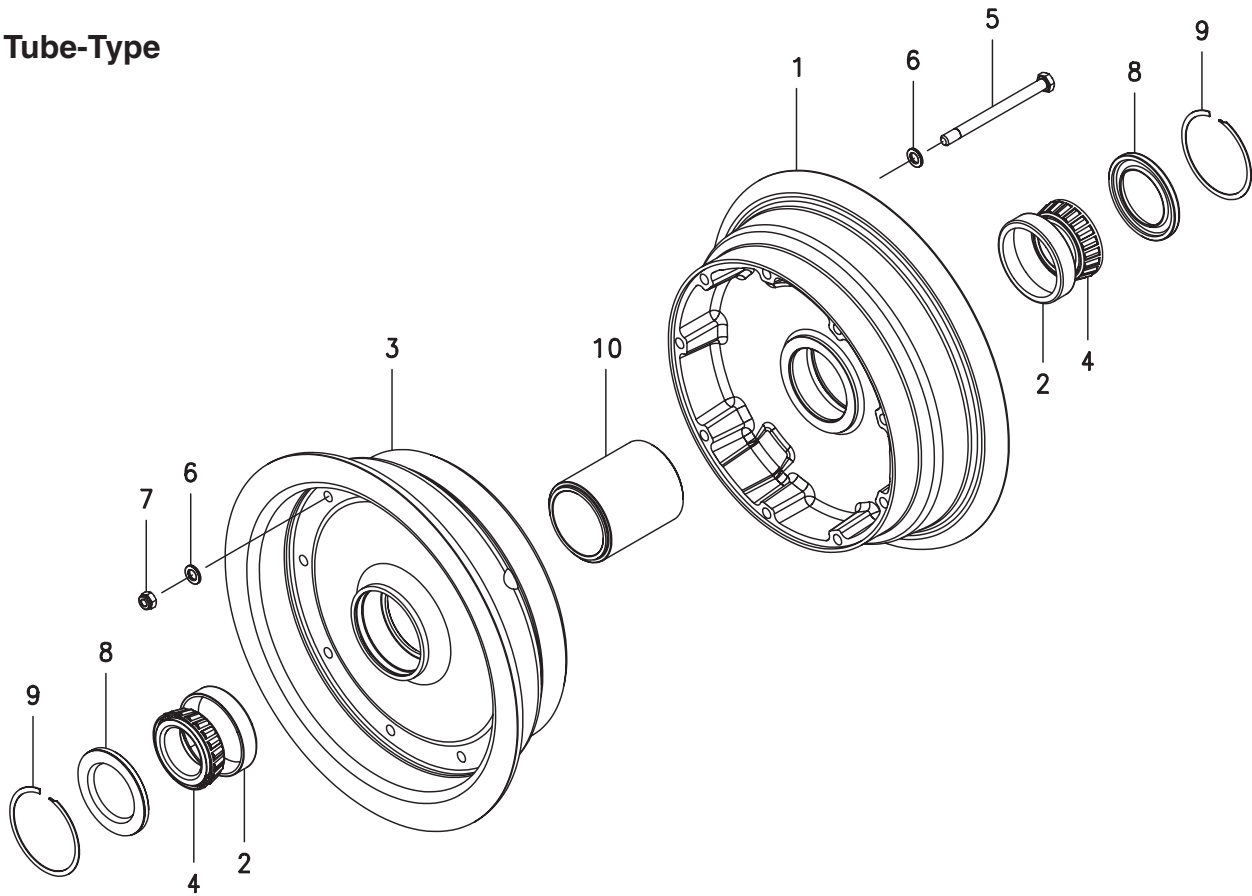


FIG.	PART NO.	DESCRIPTION	PER ASSY.
			40-455
1	161-12800	Inner Wheel Half Assembly	1
2	214-01300	Cup-Bearing	1
3	162-11800	Outer Wheel Half Assembly	1
2	214-01300	Cup-Bearing	1
4	214-01400	Cone-Bearing	2
5	103-21400	Bolt (AN5-37A)	9
6	095-10500	Washer (AN960-516)	18
7	094-10400	Nut (MS21044-N5)	9
8	154-03000	Molded Grease Seal	2
9	155-00100	Snap Ring	2
10	067-06300	Axle Spacer	1

**5**

**Illustrated Parts List**

40-12, 40-12A, 40-78, 40-78A, 40-78B, 40-78E, 40-78J, 40-151, 40-151A, 40-230, 40-308

**Tubeless and Tube-Type**

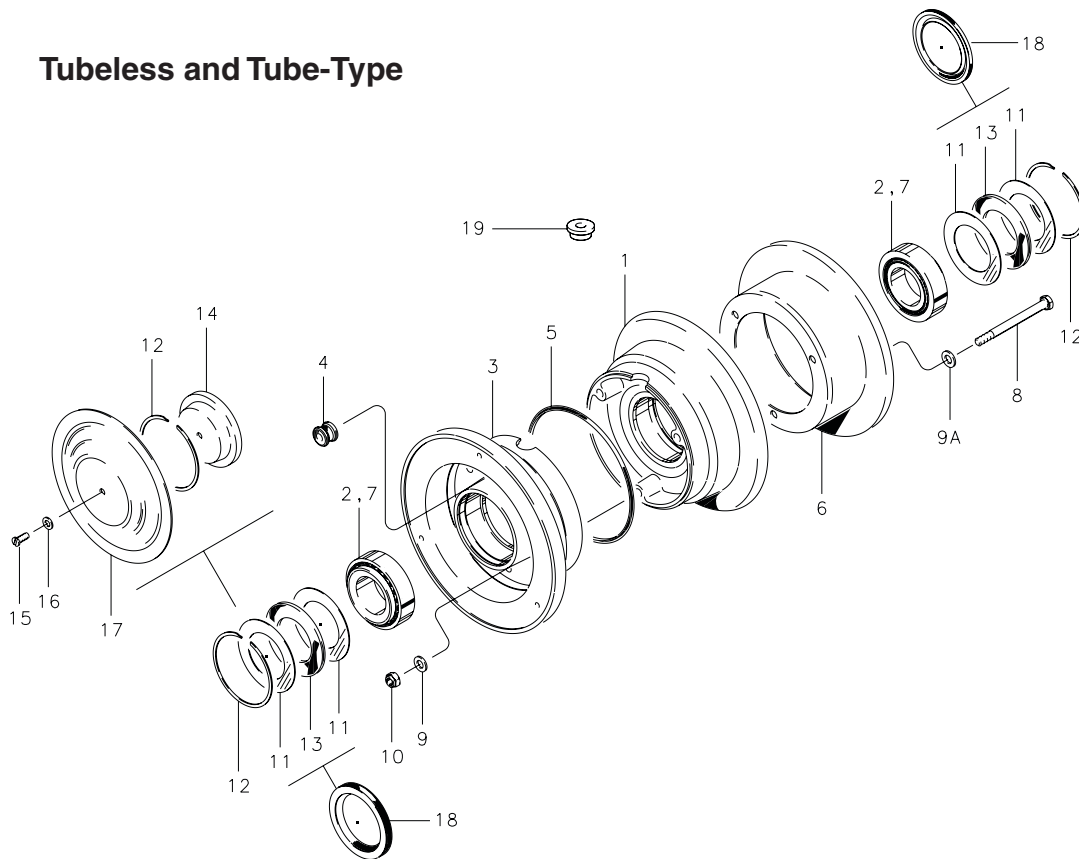


FIG.	PART NUMBER	DESCRIPTION	PER ASSY.												
			40-12 (1)	40-12A (1)	40-78 (2) (4)	40-78A (2) (4)	40-78B (2) (4)	40-78E (2)	40-78J (2) (4)	40-151 (2)	40-151A (2)	40-230 (2)	40-308		
1	161-00500	Inner Wheel Half Assembly	1	1											
	161-03100	Inner Wheel Half Assembly			1		1	1		1		1			
	161-14300	Inner Wheel Half Assembly				1									
	161-04100	Inner Wheel Half Assembly							1		1				
	161-24000	Inner Wheel Half Assembly													1
2	214-00300	Cup-Bearing	1	1	1		1	1	1	1	1	1	1		
	214-05100	Cup-Bearing				1									
	214-03200	Cup-Bearing													1
3	162-00500	Outer Wheel Half Assembly	1	1											
	162-02800	Outer Wheel Half Assembly			1		1	1		1		1			
	162-13100	Outer Wheel Half Assembly				1									
	162-03900	Outer Wheel Half Assembly							1		1				
	162-24000	Outer Wheel Half Assembly													1
2	214-00300	Cup-Bearing	1	1	1		1	1	1	1	1	1	1	1	
	214-05100	Cup-Bearing				1									
	214-03200	Cup-Bearing													1
4	217-00100	Grommet			1	1	1	1	1	1	1	1	1	1	1

(Continued on next page)



**Illustrated Parts List**

40-12, 40-12A, 40-78, 40-78A, 40-78B, 40-78E, 40-78J, 40-151, 40-151A, 40-230, 40-308

**Tubeless and Tube-Type**

(Continued from previous page)

FIG.	PART NUMBER	DESCRIPTION	PER ASSY.													
			40-12 (1)	40-12A (1)	40-78 (2) (4)	40-78A (2) (4)	40-78B (2) (4)	40-78E (2)	40-78J (2) (4)	40-151 (2)	40-151A (2)	40-230 (2)	40-308			
5	101-07200	O-Ring (MS28775-244)	1	1												
6	164-00400	Brake Disc	1	1												
	164-01700	Brake Disc			1	1	1		1							1
	164-08500	Brake Disc									1	1				
	164-09900	Brake Disc													1	
	164-11700 (3)	Brake Disc - Chrome			1	1	1		1							
	164-24200 (5)	Brake Disc Brake Disc - Performance Gold			1	1	1		1							
7	214-00400	Cone-Bearing	2	2	2		2	2	2	2	2	2	2			
	214-05000	Cone-Bearing				2										
	214-03300	Cone-Bearing														2
8	103-10500	Bolt (AN4-22A)			3	3	3	3	3	3	3	3	3	3	3	3
	103-10800	Bolt (AN4-31A)	3	3												
9	095-10200	Washer (AN960-416L)	3	3	3	3	3	3	3	3	3	3	3	3		
	095-10400	Washer (AN960-416)														3
9A	095-10200	Washer (AN960-416L)	3	3												
10	094-01200	Nut (MS21042-4)			3	3	3	3	3	3	3	3	3	3	3	3
	094-10300	Nut (MS21044-N4)	3	3												
11	153-00800	Ring-Grease Seal	2	2	4	4	4	4	4	4	4	4	4	4		
12	155-00200	Snap Ring	2	2	2	2	2	2	2	2	2	2	2	2	2	2
13	154-00600	Felt-Grease Seal	1	1	2	2	2	2	2	2	2	2	2	2		
14	158-00500	Hub Cap	1	1												
15	102-25100	Screw (AN526-1024-8)	1	1												
16	095-15400	Washer-Lock (AN936A10)	1	1												
17	157-00500	Dust Shield	1													
18	154-03200	Molded Grease Seal														2
19	217-30653	Grommet														1

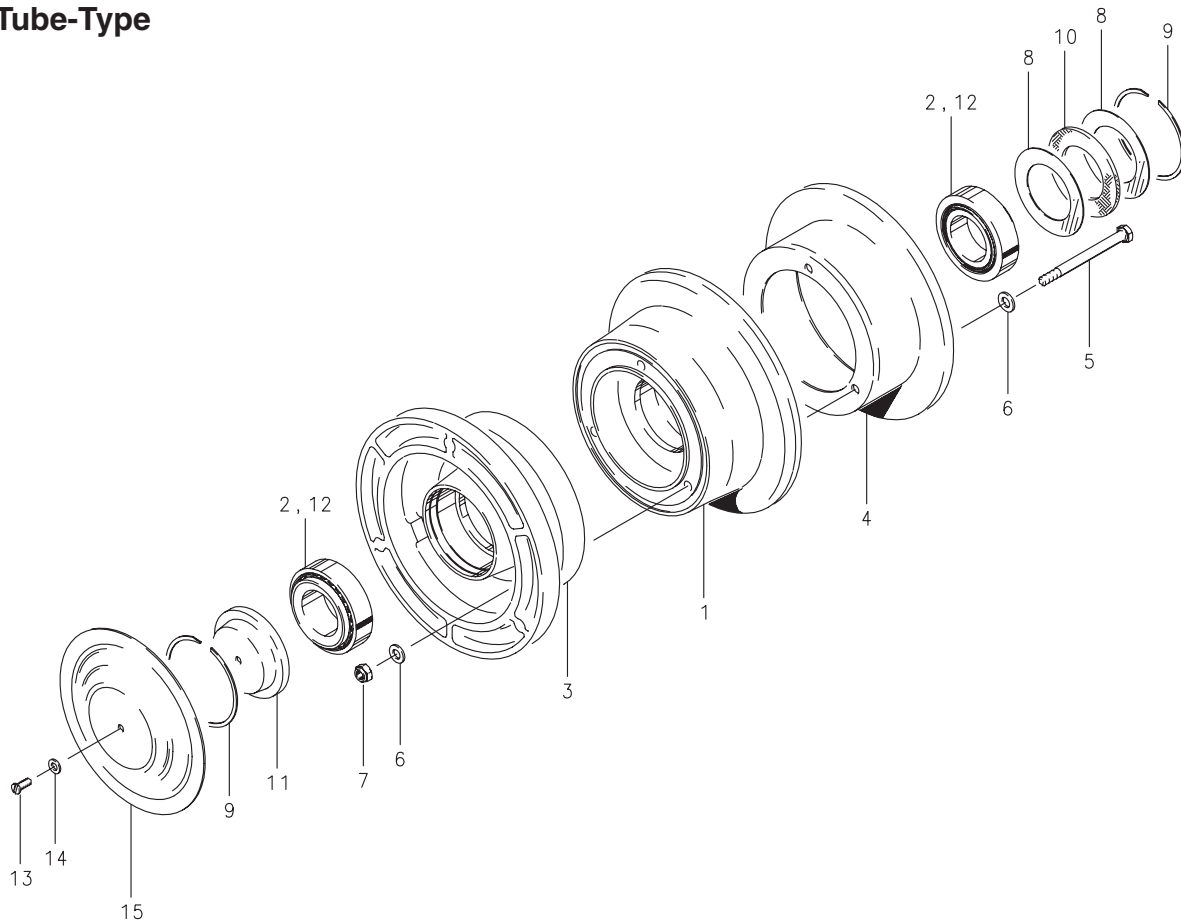
NOTES:

- (1) Use Tubeless Tire with needle inflation.      (2) Use Tube-Type Tires.      (3) Alternate chrome plated disc.
- (4) Also available with chrome plated disc. To order, specify assembly number followed by "CHROME."
- (5) Performance gold disc no longer available.



40-19, 40-19A

**Tube-Type**



**Assy. Number**

A) 40-19 (1) (2) (4)

B) 40-19A (1) (2) (4)

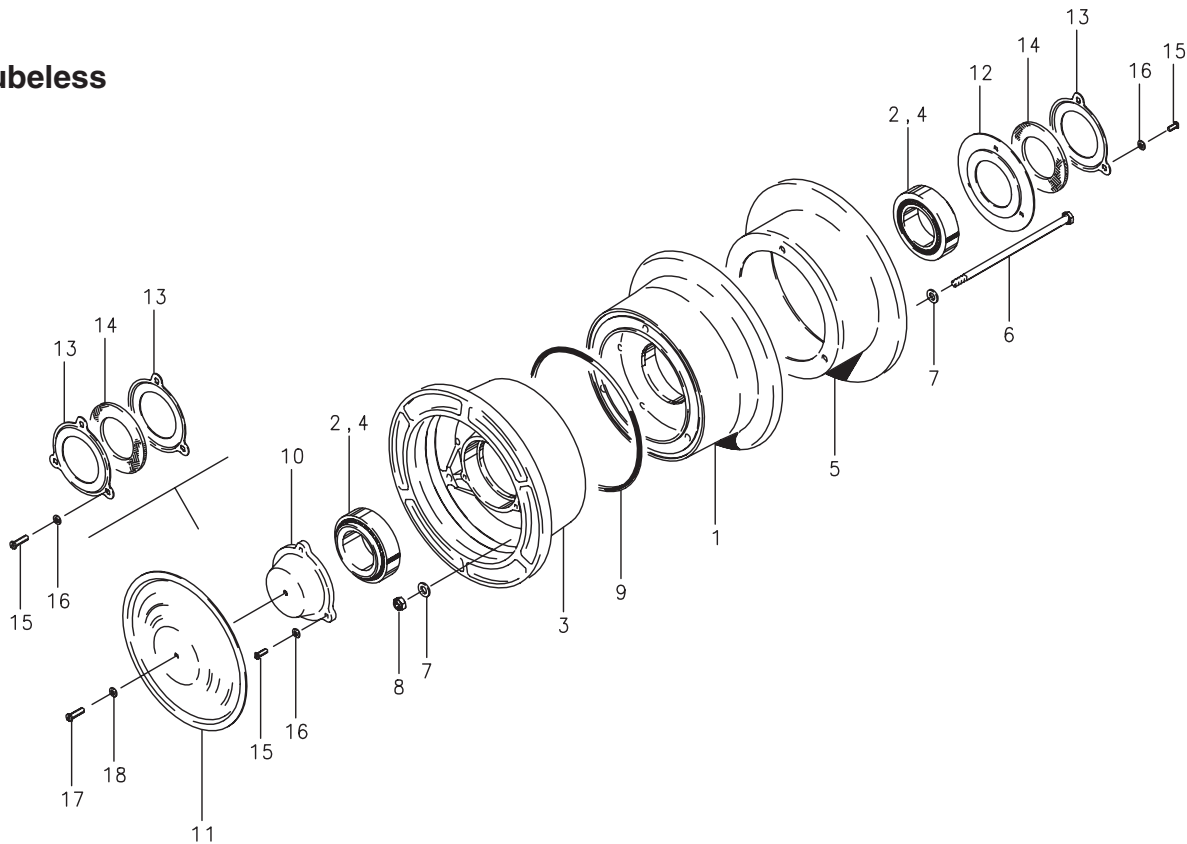
**NOTES:**

- (1) Inactive assembly – spares support only for parts listed.
- (2) 40-19 and 40-19A have been superseded by 40-78A.
- (3) Inactive part – no longer available for spares support.
- (4) This wheel assembly is not FAA TSO approved.

FIG.	PART NUMBER	DESCRIPTION	QTY. PER ASSY.	
			A	B
1	(3)	Inner Wheel Half Assy.	1	1
2	214-00300	Cup-Bearing	1	1
3	(3)	Outer Wheel Half Assy.	1	1
2	214-00300	Cup-Bearing	1	1
4	164-00400	Brake Disc	1	1
5	103-10800	Bolt (AN4-31A)	3	3
6	095-10400	Washer (AN960-416)	6	6
7	094-10300	Nut (MS21044-N4)	3	3
8	153-00800	Ring-Grease Seal	2	2
9	155-00200	Snap Ring	2	2
10	154-00600	Felt-Grease Seal	1	1
11	158-00500	Hub Cap	1	1
12	214-00400	Cone-Bearing	2	2
13	102-25100	Screw-Slotted (AN526-1024-8)		
14	095-15400	Washer-Lock (AN936A10)	1	1
15	157-00500	Dust Shield	1	

27-100D (40-1), 40-32

**Tubeless**



**Assy. Number**

A) 27-100D (40-1) (1) (2)

B) 40-32 (1) (2)

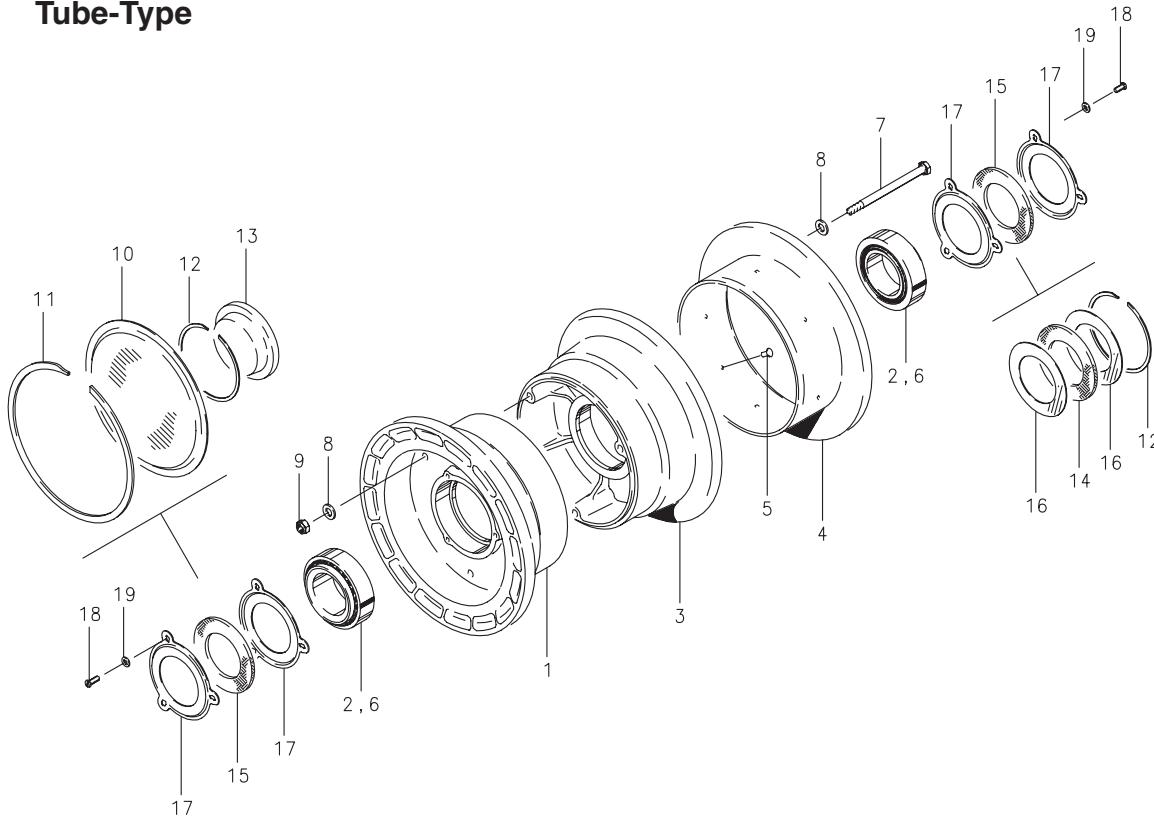
**NOTES:**

- (1) Inactive assembly – spares support only for parts listed.
- (2) Use tubeless tire with needle inflation.
- (3) Alternate chrome plated disc.
- (4) Inactive part – no longer available for spares support.

FIG.	PART NUMBER	DESCRIPTION	QTY. PER ASSY.	
			A	B
1	(4)	Inner Wheel Half Assy.	1	1
2	214-00100	Cup-Bearing	1	1
3	(4)	Outer Wheel Half Assy.	1	1
2	214-00100	Cup-Bearing	1	1
4	214-00200	Cone-Bearing	2	2
5	164-00900	Brake Disc	1	
	164-00700	Brake Disc		1
	164-10700 (3)	Brake Disc - Chrome		1
	164-10900 (3)	Brake Disc - Chrome	1	
6	103-11300	Bolt (AN4-40A)	3	3
7	095-10400	Washer (AN960-416)	6	6
8	094-10300	Nut (MS21044-N4)	3	3
9	(4)	O-Ring (MS28775-252)	1	1
10	158-00100	Hub Cap	1	
	(4)	Hub Cap		1
11	157-00100	Shield-Dust	1	
	157-00300	Shield-Dust		1
12	156-00100	Plate-Grease Seal	1	1
13	153-00500	Ring-Grease Seal	1	1
14	154-00500	Felt-Grease Seal	1	
	154-00400	Felt-Grease Seal		1
15	102-05100	Screw (AN500-8-8)	6	6
16	095-15100	Washer-Lock (MS35333-38)	6	6
17	102-25100	Screw (AN526-1024-8)		1
18	095-15400	Washer-Lock (AN936A10)	1	1

**3080A (40-3), 3070 (40-5)**

**Tube-Type**



**Assy. Number**

**A) 3080A (40-3)**

**B) 3070 (40-5)**

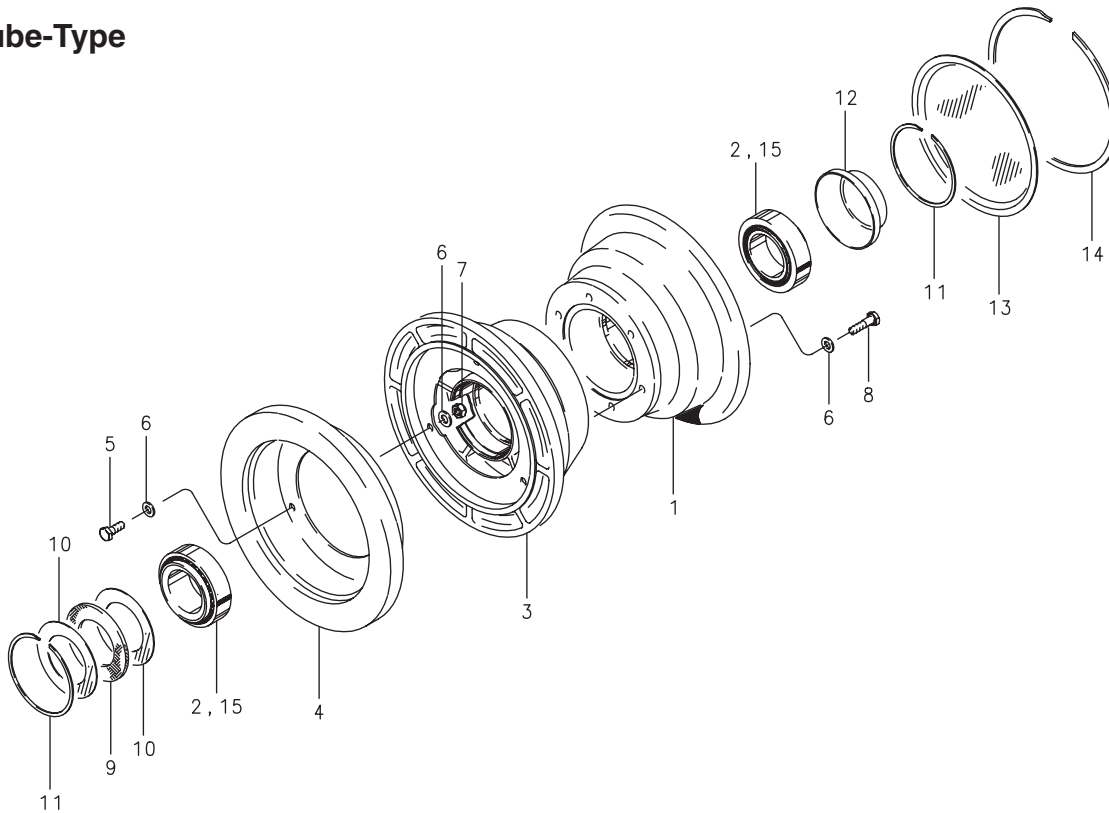
**NOTES:**

(1) Brake discs sold only as 159-00204 and 159-00104 with rivets.

FIG.	PART NUMBER	DESCRIPTION	QTY. PER ASSY.	
			A	B
1	162-00600	Outer Wheel Half Assy.		1
	162-00700	Outer Wheel Half Assy.	1	
2	214-00100	Cup-Bearing	1	1
	214-00200	Cone-Bearing	2	2
3	161-01000	Inner Wheel Half Assy.	1	
	161-00900	Inner Wheel Half Assy.		1
4	159-00200 (1)	Brake Disc	1	
	159-00100 (1)	Brake Disc		1
5	105-00100	Rivet (AN425-AD6-7)	8	8
	103-11000	Bolt (AN4-36A)		3
7	103-10300	Bolt (AN4-10A)	6	
	103-11000	Bolt (AN4-36A)		3
8	095-10400	Washer (AN960-416)	12	6
9	094-10300	Nut (MS21044-N4)	6	3
10	157-00400	Dust Shield	1	
11	155-00300	Snap Ring	1	
12	155-00100	Snap Ring	2	
13	158-00300	Hub Cap	1	
14	154-00300	Felt-Grease Seal	1	2
15	154-00400	Felt-Grease Seal		2
16	153-00400	Ring-Grease Seal	2	
17	153-00500	Ring-Grease Seal		4
18	102-05100	Screw-F.H.C. (AN500-8-8)	6	
19	095-15100	Washer-Lock (MS35333-38)		6

3080B (40-4), 3080D (40-116), 40-131

**Tube-Type**



**Assy. Number**

- A) 3080B (40-4)
- B) 3080D (40-116)
- C) 40-131

**NOTES:**

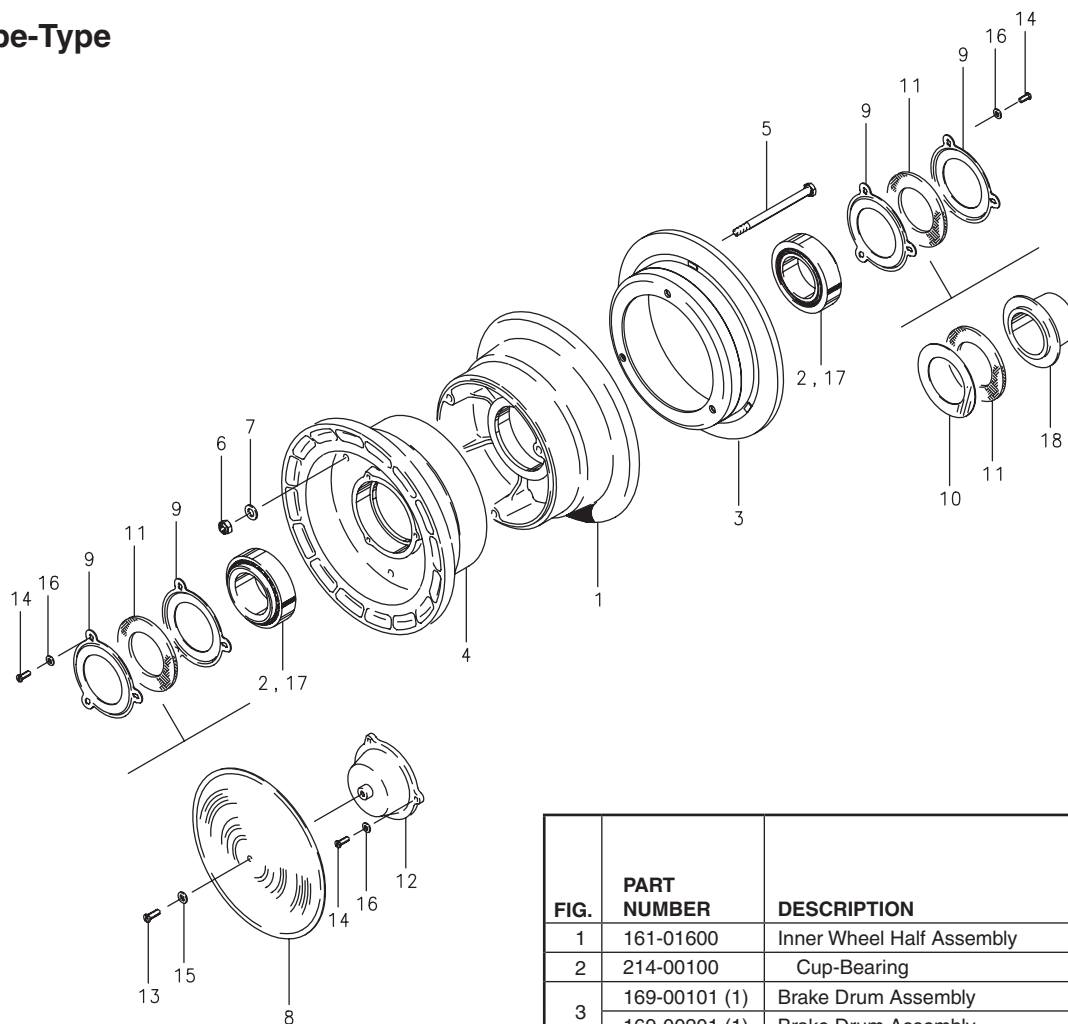
- (1) To obtain inner wheel half assy. with disc & hardware, order the following:  
 3080B order 161-00300  
 3080D order 161-05000  
 40-131 order 161-05800

FIG.	PART NUMBER	DESCRIPTION	QTY. PER ASSY.		
			A	B	C
1	162-00700	Outer Wheel Half Assy.	1	1	1
2	214-00100	Cup-Bearing	1	1	1
3	161-06900	Inner Wheel Half Assy.	1	1	1
4	214-00100	Cup-Bearing	1	1	1
	164-00206	Brake Disc	1		
	164-03206	Brake Disc		1	
	164-05700	Brake Disc			1
5	103-10100	Bolt (AN4H-5A)	3	3	3
6	095-10400	Washer (AN960-416)	6	6	6
7	094-10301	Nut (MS21045-4S)	3	3	3
8	103-10200	Bolt (AN4-6A)	6	6	6
6	095-10400	Washer (AN960-416)	6	6	6
9	154-00300	Felt-Grease Seal	1	1	1
10	153-00400	Ring-Grease Seal	2	2	2
11	155-00100	Snap Ring	2	2	2
12	158-00300	Hub Cap	1	1	1
13	157-00400	Dust Shield	1	1	1
14	155-00300	Snap Ring	1	1	1
15	214-00200	Cone-Bearing	2	2	2



3040 (40-6), 3050 (40-7), 3050A (40-7A)

**Tube-Type**



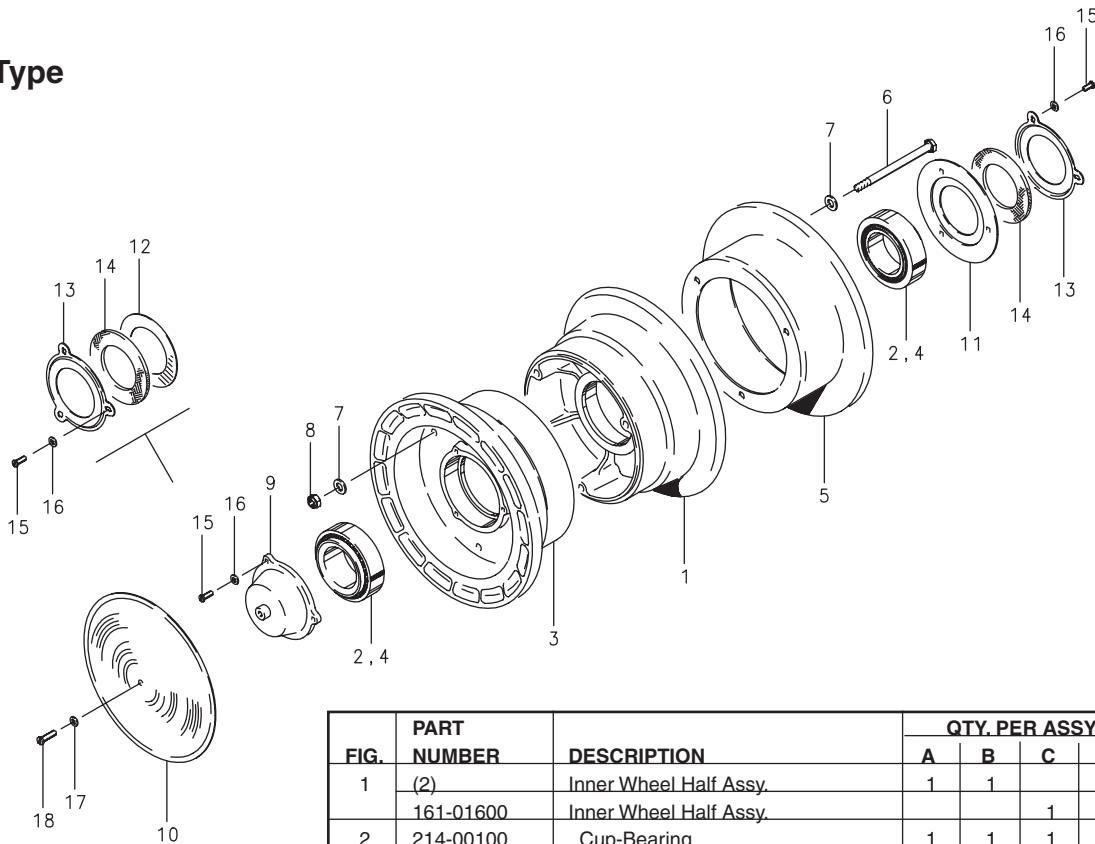
**NOTES:**

- (1) Brake drum assembly must be purchased separately.
- (2) 199-2 Grease Seal Kit converts wheel to 3050A (40-7A).

FIG.	PART NUMBER	DESCRIPTION	PER ASSY.		
			3040 (40-6)	3050 (40-7) (2)	3050A (40-7A)
1	161-01600	Inner Wheel Half Assembly	1	1	1
2	214-00100	Cup-Bearing	1	1	1
3	169-00101 (1)	Brake Drum Assembly	1		
	169-00201 (1)	Brake Drum Assembly		1	1
4	162-00600	Outer Wheel Half Assembly	1	1	1
2	214-00100	Cup-Bearing	1	1	1
5	103-11000	Bolt (AN4-36A)	3	3	3
6	094-10300	Nut (MS21044-N4)	3	3	3
7	095-10400	Washer (AN960-416)	3	3	3
8	157-00200	Dust Shield	1	1	
9	153-00500 (2)	Ring-Grease Seal	2		4
10	153-00300	Ring-Grease Seal		1	
11	154-00400 (2)	Felt-Grease Seal	1		2
	154-00500	Felt-Grease Seal		1	
12	158-01000	Hub Cap	1	1	
13	102-25100	Screw (AN526-1024-8)	1	1	
14	102-05100 (2)	Screw (AN500-8-8)	6	3	6
15	095-15400	Lock-Washer (AN936A10)	1	1	
16	095-15100 (2)	Lock-Washer (MS35333-38)	6	3	6
17	214-00200	Cone-Bearing	2	2	2
18	067-00300	Spacer-Inner Shoulder		1	

40-21, 40-24, 40-28, 40-28D, 40-67

**Tube-Type**



**Assy. Number**

- A) 40-21 (1)
- B) 40-24 (1)
- C) 40-28
- D) 40-28D
- E) 40-67 (1)

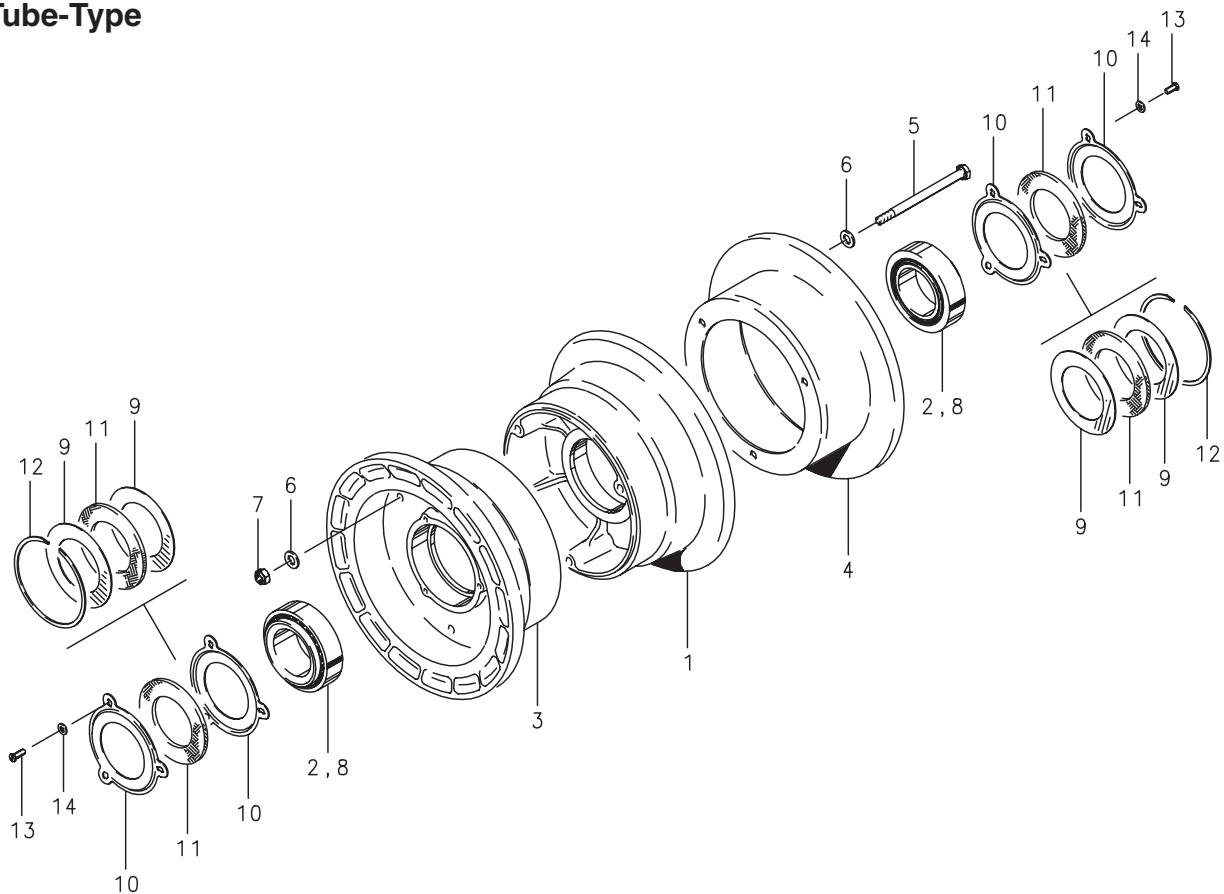
**NOTES:**

- (1) Inactive assembly – spares support only for parts listed.
- (2) Inactive part – no longer available for spares support.
- (3) Alternate chrome plated disc.

FIG.	PART NUMBER	DESCRIPTION	QTY. PER ASSY.				
			A	B	C	D	E
1	(2)	Inner Wheel Half Assy.	1	1			1
	161-01600	Inner Wheel Half Assy.			1	1	
2	214-00100	Cup-Bearing	1	1	1	1	1
3	(2)	Outer Wheel Half Assy.	1	1			1
	162-02300	Outer Wheel Half Assy.			1	1	
2	214-00100	Cup-Bearing	1	1	1	1	1
4	214-00200	Cone-Bearing	2	2	2	2	2
5	164-00900	Brake Disc	1	1			
	164-00700	Brake Disc					1
	164-00500	Brake Disc			1	1	
	164-10500 (3)	Brake Disc - Chrome			1	1	
	164-10700 (3)	Brake Disc - Chrome					1
6	103-11300	Bolt (AN4-40A)	3	3			3
	103-11000	Bolt (AN4-36A)			3	3	
7	095-10400	Washer (AN960-416)	6	6	3	3	6
8	094-10300	Nut (MS21044-N4)	3	3	3	3	3
9	158-01000	Cap-Hub		1	1		
	157-00300	Shield-Dust		1			
10	157-00200	Shield-Dust			1		
	156-00100	Plate-Grease Seal	1	1			1
12	153-00300	Ring-Grease Seal	1				1
13	153-00500	Ring-Grease Seal	1	1	2	4	1
	153-01000	Ring-Grease Seal	1				1
14	154-00500	Felt-Grease Seal				2	
	154-00400	Felt-Grease Seal	1	1	1		1
	154-00900	Felt-Grease Seal	1				1
15	102-05100	Screw (AN500-8-8)	6	6	6	6	6
16	095-15100	Washer Lock (MS35333-38)	6	6	6	6	6
17	095-15400	Washer Lock (AN936A10)		1	1		
18	102-25100	Screw-F.H.C. (AN526-1024-8)		1	1		

40-34, 40-58

**Tube-Type**



**Assy. Number**

A) 40-34

B) 40-58

**NOTES:**

(1) Alternate chrome plated disc.

FIG.	PART NUMBER	DESCRIPTION	QTY. PER ASSY.	
			A	B
1	161-02100	Inner Wheel Half Assy.	1	
	161-01600	Inner Wheel Half Assy.		1
2	214-00100	Cup-Bearing	1	1
3	162-01900	Outer Wheel Half Assy.	1	
	162-00600	Outer Wheel Half Assy.		1
2	214-00100	Cup-Bearing	1	1
4	164-01000	Brake Disc	1	
	164-00900	Brake Disc		1
	164-10900 (1)	Brake Disc - Chrome		1
5	103-11300	Bolt (AN4-40A)	6	
	103-11000	Bolt (AN4-36A)		3
6	095-10400	Washer (AN960-416)	12	3
7	094-10300	Nut (MS21044-N4)	6	3
8	214-00200	Cone-Bearing	2	2
9	153-00400	Ring-Grease Seal	4	
10	153-00500	Ring-Grease Seal		4
11	154-00300	Felt-Grease Seal	2	
	154-00400	Felt-Grease Seal		2
12	155-00100	Snap Ring	2	
13	102-05100	Screw (AN500-8-8)		6
14	095-15100	Washer-Lock (MS35333-38)		6



**Illustrated Parts List**

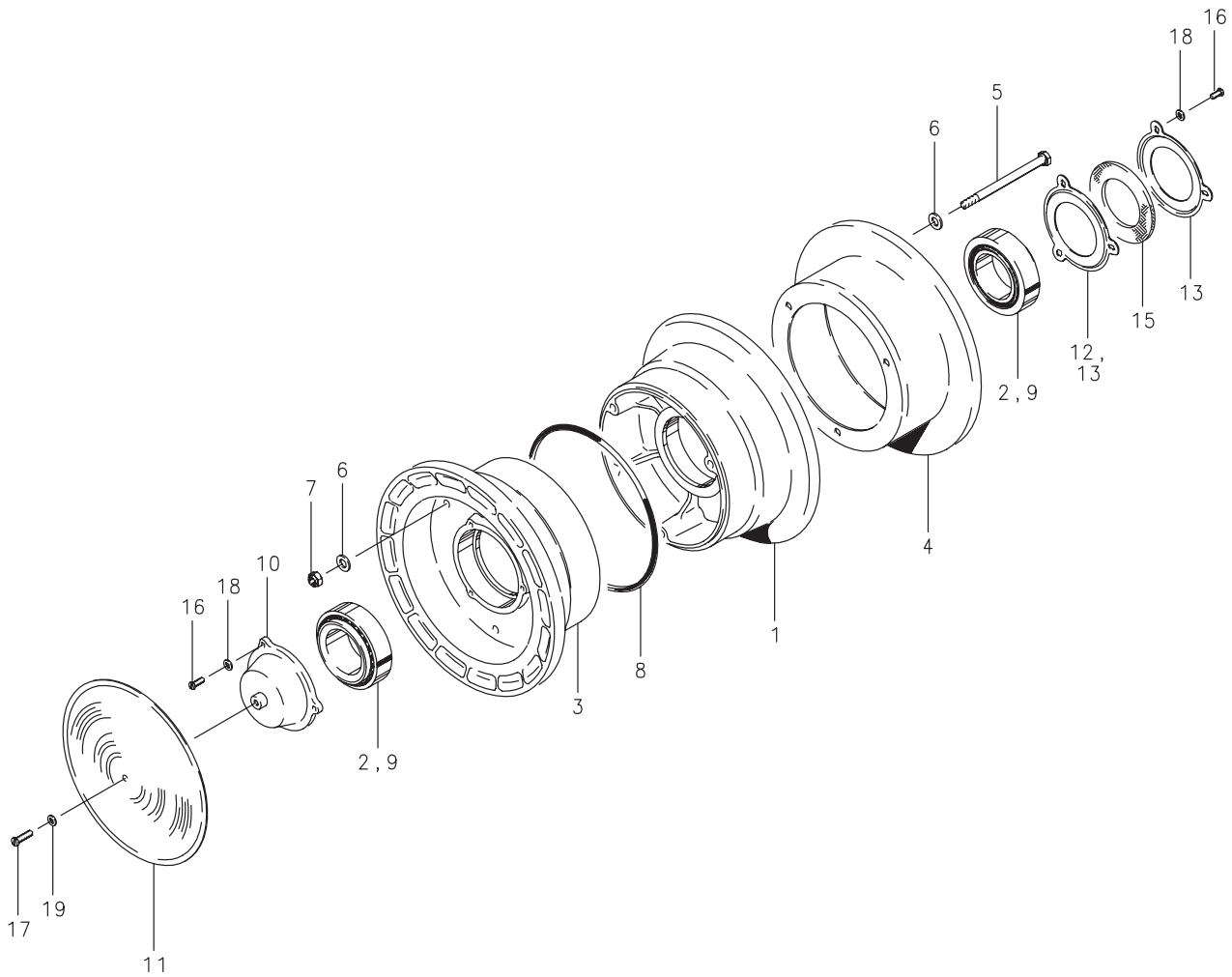
---

**This page intentionally left blank**

**5**

40-37, 40-57, 40-57A, 40-61, 40-66

**Tube-Type**



**Illustrated Parts List**

40-37, 40-57, 40-57A, 40-61, 40-66

**Tube-Type**

FIG.	PART NUMBER	DESCRIPTION	QTY. PER ASSY.				
			A	B	C	D	E
1	161-01600	Inner Wheel Half Assy.				1	
	(4)	Inner Wheel Half Assy.	1	1			1
	161-02900	Inner Wheel Half Assy.			1		
2	214-00100	Cup-Bearing	1	1		1	1
	214-01100	Cup-Bearing (chrome plated)			1		
3	162-00600	Outer Wheel Half Assy.				1	
	(4)	Outer Wheel Half Assy.	1	1			1
	162-02600	Outer Wheel Half Assy.			1		
2	214-00100	Cup-Bearing	1	1		1	1
	214-01100	Cup-Bearing (chrome plated)			1		
4	164-00500	Brake Disc		1	1		
	164-00700	Brake Disc	1				1
	164-01300	Brake Disc				1	
	164-10500 (2)	Brake Disc - Chrome		1	1		
	164-10700 (2)	Brake Disc - Chrome	1				
5	103-11000	Bolt (AN4-36A)				3	
	103-11300	Bolt (AN4-40A)	3	3	3		3
6	095-10400	Washer (AN960-416)	6	6	6	6	6
7	094-10300	Nut (MS21044-N4)	3	3	3	3	3
8	(4)	O-Ring (MS28775-252)	1				
9	214-00200	Cone-Bearing	2	2		2	2
	214-01200	Cone-Bearing (chrome plated)			2		
10	158-00100	Hub Cap	1				
	158-01000	Hub Cap		1		1	1
11	157-00100	Dust Shield	1				
	157-00200	Dust Shield				1	
	157-00300	Dust Shield		1			1
12	156-00100	Plate-Grease Seal	1	1	1		1
13	153-00500	Ring-Grease Seal	1	1	1	2	1
	153-01000	Ring-Grease Seal			1		
14	153-00300	Ring-Grease Seal			1		
15	154-00400	Felt-Grease Seal		1	1	1	1
	154-00500	Felt-Grease Seal	1				
	154-00900	Felt-Grease Seal			1		
16	102-05100	Screw (AN500-8-8)	6	6	6	6	6
17	102-25100	Screw (AN526-1024-8)	1	1		1	1
18	095-15100	Washer (MS35333-38)	6	6	6	6	6
19	095-15400	Washer-Lock (AN936A10)	1	1		1	1

**Assy. Number**

A) 40-37 (1) (3)

B) 40-57 (1)

C) 40-57A

D) 40-61

E) 40-66 (1)

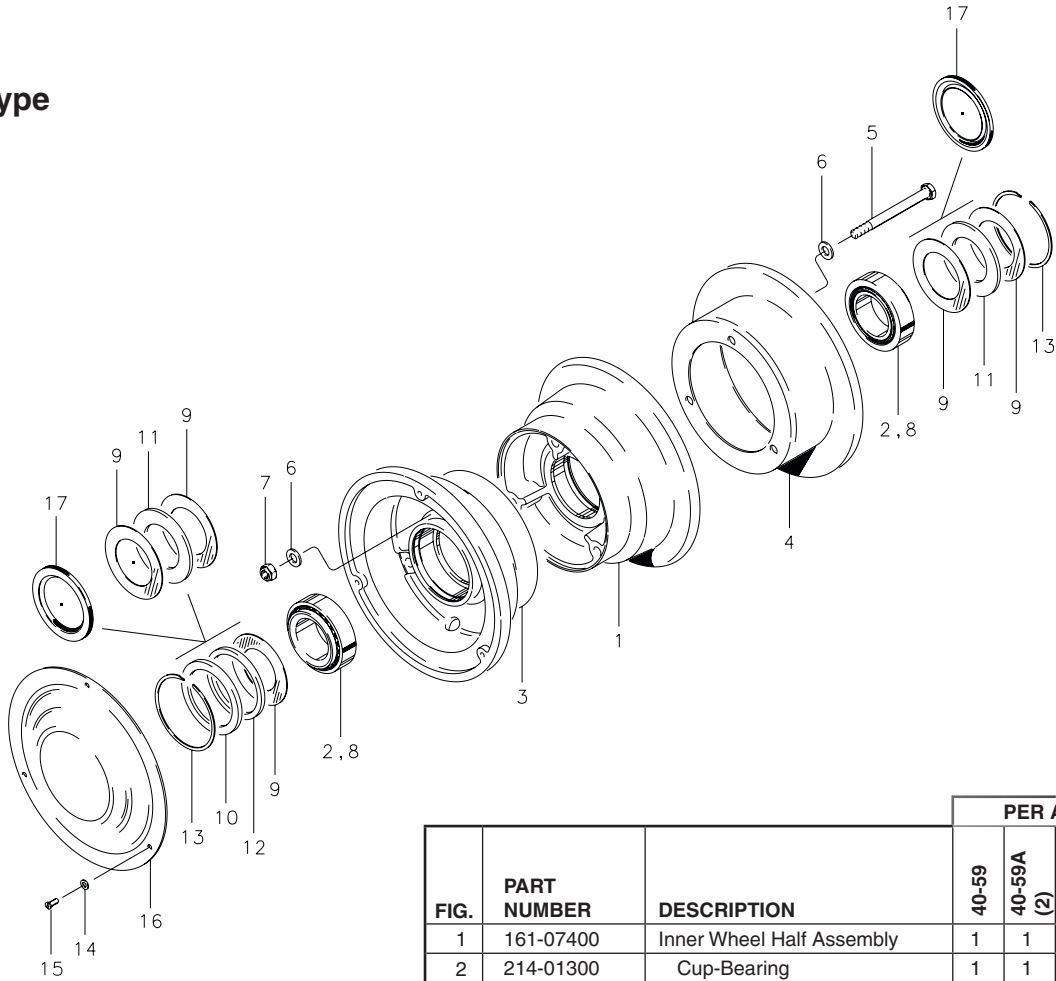
**NOTES:**

- (1) Inactive assembly – spares support only for parts listed.
- (2) Alternate chrome plated disc.
- (3) Use tubeless tire with needle inflation.
- (4) Inactive part – no longer available for spares support.



40-59, 40-59A, 40-59D, 40-59E

**Tube-Type**



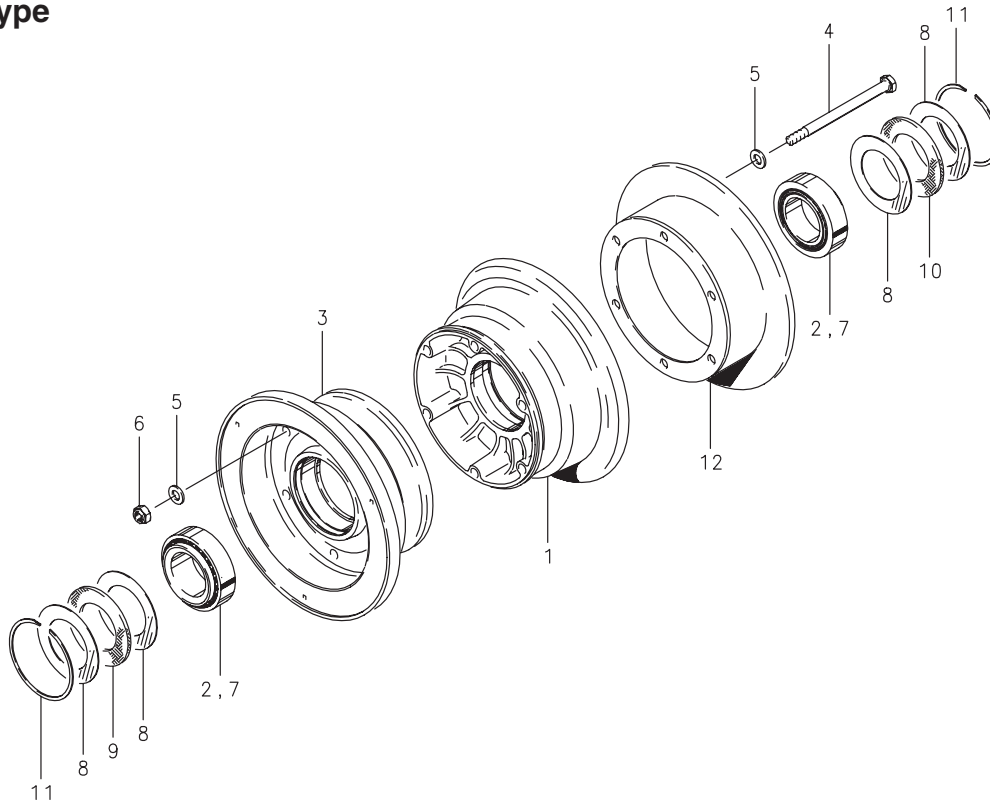
**NOTES:**

- (1) Alternate chrome plated disc.
- (2) Also available with chrome plated disc. To order, specify assembly number followed by "CHROME."
- (3) Performance gold disc no longer available.

FIG.	PART NUMBER	DESCRIPTION	PER ASSY.			
			40-59	40-59A (2)	40-59D	40-59E
1	161-07400	Inner Wheel Half Assembly	1	1	1	1
2	214-01300	Cup-Bearing	1	1	1	1
3	162-06900	Outer Wheel Half Assembly	1	1	1	1
2	214-01300	Cup-Bearing	1	1	1	1
4	164-06900	Brake Disc	1		1	1
	164-07500	Brake Disc		1		
	164-17500 (1) (3)	Brake Disc - Chrome Brake Disc - Performance Gold		1		
5	103-21800	Bolt (AN5-34A)	3	3	3	3
6	095-10500	Washer (AN960-516)	6	6	6	6
7	094-10400	Nut (MS21044-N5)	3	3	3	3
8	214-01400	Cone-Bearing	2	2	2	2
9	153-00300	Ring-Grease Seal	1	1		1
	153-00400	Ring-Grease Seal	2	2		
	153-00900	Ring-Grease Seal				2
10	153-01500	Ring-Grease Seal	1	1		1
11	154-00300	Felt-Grease Seal	1	1		
	154-00800	Felt-Grease Seal				1
12	154-01300	Felt-Grease Seal	1	1		1
13	155-00100	Snap Ring	2	2	2	2
14	095-15100	Washer-Lock (MS35333-38)			3	
15	102-00600	Screw			3	
16	157-00900	Dust Shield			1	
17	154-03000	Molded Grease Seal			2	

40-60, 40-60A, 40-281

**Tube-Type**



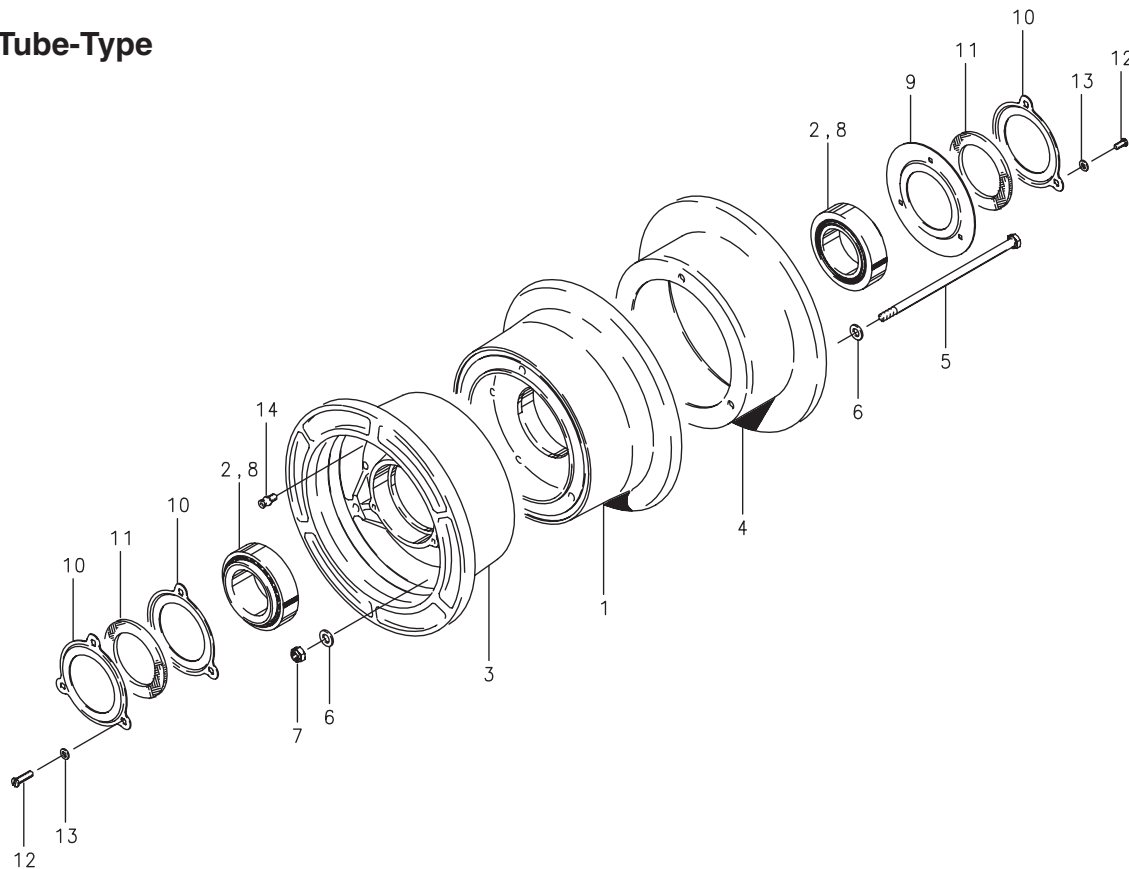
**NOTES:**

- (1) Alternate chrome plated disc.
- (2) To be used with 1-1/4" axle.
- (3) Use with:  
 6.00-6 4- and 6-ply,  
 7.00-6 4- and 6-ply,  
 8.00-6 4-, 6- and 8-ply
- (4) Also available with chrome plated disc. To order, specify assembly number followed by "CHROME."
- (5) Performance gold disc no longer available.

FIG.	PART NUMBER	DESCRIPTION	PER ASSY.		
			40-60 (2) (3) (4)	40-60A (2) (3) (4)	40-281 (2) (3)
1	161-07000	Inner Wheel Half Assembly	1		1
	161-07001	Inner Wheel Half Assembly		1	
2	214-00300	Cup-Bearing	1	1	1
3	162-06500	Outer Wheel Half Assembly	1		1
	162-06501	Outer Wheel Half Assembly		1	
2	214-00300	Cup-Bearing	1	1	1
4	103-11000	Bolt (AN4-36A)	6	6	6
5	095-72600	Washer (MS20002-4)	12	12	12
6	094-10300	Nut (MS21044-N4)	6	6	6
7	214-00400	Cone-Bearing	2	2	2
8	153-00200	Ring-Grease Seal	4	4	4
9	154-00200	Felt-Grease Seal	1	1	2
10	154-02800	Felt-Grease Seal	1	1	
11	155-00200	Snap Ring	2	2	2
12	164-06700	Brake Disc	1	1	
	164-16700 (1)	Brake Disc - Chrome	1	1	
	164-23400	Brake Disc			1
	(5)	Brake Disc - Performance Gold	1	1	

40-74, 40-74A, 40-74B

**Tube-Type**



**Assy. Number**

A) 40-74

B) 40-74A

C) 40-74B

**NOTES:**

(1) Alternate chrome plated disc.

FIG.	PART NUMBER	DESCRIPTION	QTY. PER ASSY.		
			A	B	C
1	161-02900	Inner Wheel Half Assy.	1		
	161-05101	Inner Wheel Half Assy.		1	
	161-05102	Inner Wheel Half Assy.			1
2	214-00100	Cup-Bearing			1
	214-01100	Cup-Bearing (chrome plated)	1	1	
3	162-02600	Outer Wheel Half Assy.	1		
	162-04901	Outer Wheel Half Assy.		1	
	162-04902	Outer Wheel Half Assy.			1
2	214-00100	Cup-Bearing			1
	214-01100	Cup-Bearing (chrome plated)	1	1	
4	164-00700	Brake Disc	1		1
	164-04700	Brake Disc - Chrome		1	
	164-10700 (1)	Brake Disc - Chrome	1		1
5	103-11300	Bolt (AN4-40A)	3	3	3
6	095-10400	Washer (AN960-416)	6	6	6
7	094-10300	Nut (MS21044-N4)	3	3	3
8	214-00200	Cone-Bearing			2
	214-01200	Cone-Bearing (chrome plated)	2	2	
9	156-00300	Plate-Grease Seal	1	1	1
10	153-01400	Ring-Grease Seal	3	3	3
11	154-01200	Felt-Grease Seal	2	2	2
12	102-05100	Screw (AN500-8-8)	6	6	6
13	095-15100	Washer-Lock (MS35333-38)	6	6	6
14	213-00400	Fitting-Grease		1	1

Illustrated Parts List

40-75B, 40-75D, 40-75E, 40-75F, 40-75G, 40-75H,  
40-75J, 40-75P, 40-75S, 40-75T, 40-75W, 40-75Z

Tube-Type

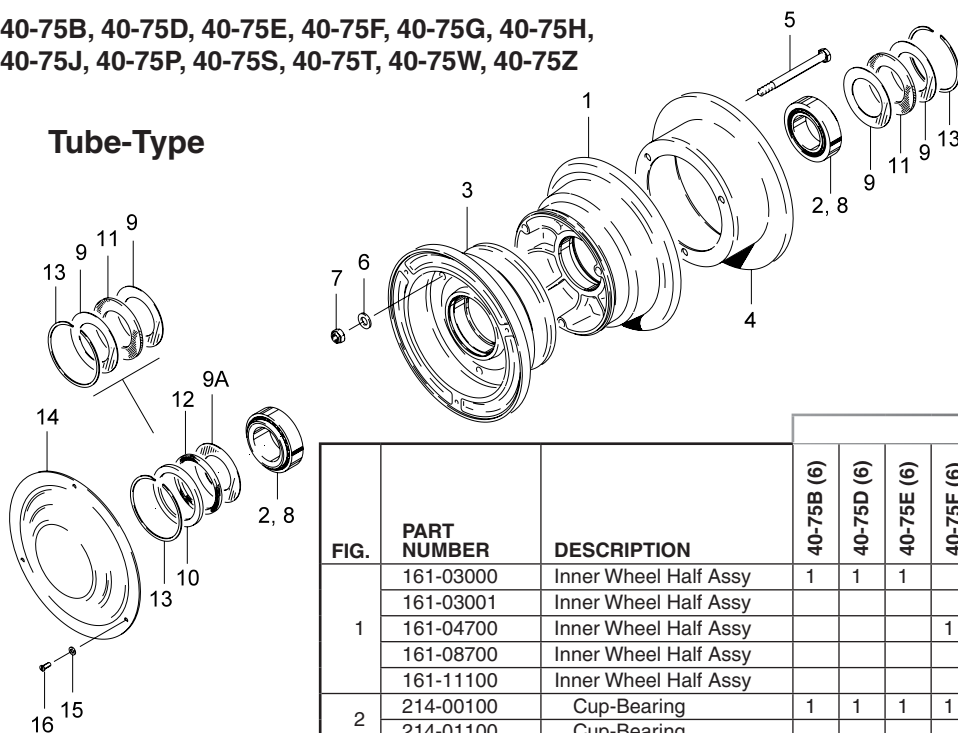


FIG.	PART NUMBER	DESCRIPTION	PER ASSY.													
			40-75B (6)	40-75D (6)	40-75E (6)	40-75F (6)	40-75G (6)	40-75H (6)	40-75J (2)	40-75P (6)	40-75S (3)	40-75T (6)	40-75W	40-75Z (6)		
1	161-03000	Inner Wheel Half Assy	1	1	1		1	1								1
	161-03001	Inner Wheel Half Assy								1						
	161-04700	Inner Wheel Half Assy				1										
	161-08700	Inner Wheel Half Assy													1	
	161-11100	Inner Wheel Half Assy														1
2	214-00100	Cup-Bearing	1	1	1	1		1	1	1	1	1	1	1	1	1
	214-01100	Cup-Bearing					1									
3	162-02700	Outer Wheel Half Assy	1	1	1		1	1		1						1
	162-02701	Outer Wheel Half Assy								1						
	162-04500	Outer Wheel Half Assy				1								1		
	162-08100	Outer Wheel Half Assy													1	1
2	214-00100	Cup-Bearing	1	1	1	1		1	1	1	1	1	1	1	1	1
	214-01100	Cup-Bearing					1									
4	164-01501	Brake Disc	1		1	1	1	1		1						1
	164-03601	Brake Disc (4)		1												
	164-04800	Brake Disc											1			
	164-08300	Brake Disc												1		
	164-11501 (1)	Brake Disc - Chrome	1		1	1	1	1		1						1
	164-13601 (1)	Brake Disc - Chrome (5)		1							1					
	164-14800 (1)	Brake Disc - Chrome											1			
	164-18300 (1)	Brake Disc - Chrome												1		
	164-21200	Brake Disc													1	
	(7)	Brake Disc - Perfor. Gold	1		1		1	1		1						
(7)	Brake Disc - Perfor. Gold		1													
(7)	Brake Disc - Perfor. Gold													1		
5	103-20400	Bolt (AN5-35A)	3	3	3	3	3	3	3	3	3	3	3	6	6	3
	103-20500	Bolt (AN5-36A)												3		
6	095-10500	Washer (AN960-516)	3		3	3	3	3		3		3		6	6	3
	095-10700	Washer (AN960-516L)		3						3			3			
7	094-10400	Nut (MS21044-N5)	3	3	3	3	3	3	3	3	3	3	3	6	6	3
	214-00200	Cone-Bearing	2	2	2	2	2	2		2		2	2	2	2	2
9	214-01200	Cone-Bearing									2					
	153-00400	Ring-Grease Seal	2	2	2	2	2	2		2	4	2	2	2		
	153-00900	Ring-Grease Seal							4							
9A	153-02600	Ring-Grease Seal														2
	153-00300	Ring-Grease Seal	1	1	1	1	1		1		1	1	1	1	1	1
	153-01500	Ring-Grease Seal	1	1	1	1	1		1	1	1	1	1	1	1	1
10	154-00300	Felt-Grease Seal	1	1	1	1	1		1		1	2	1	1	1	
	154-00800	Felt-Grease Seal							2							
	154-01400	Felt-Grease Seal														1
12	154-01300	Felt-Grease Seal	1	1	1	1	1		1		1	1	1	1	1	
13	155-00200	Snap Ring	2	2	2	2	2	2	2	2	2	2	2	2	2	2
14	157-00900	Shield, Dust	1	1												1
15	095-15100	Washer, Lock														3
16	102-00600	Screw														3

NOTES:

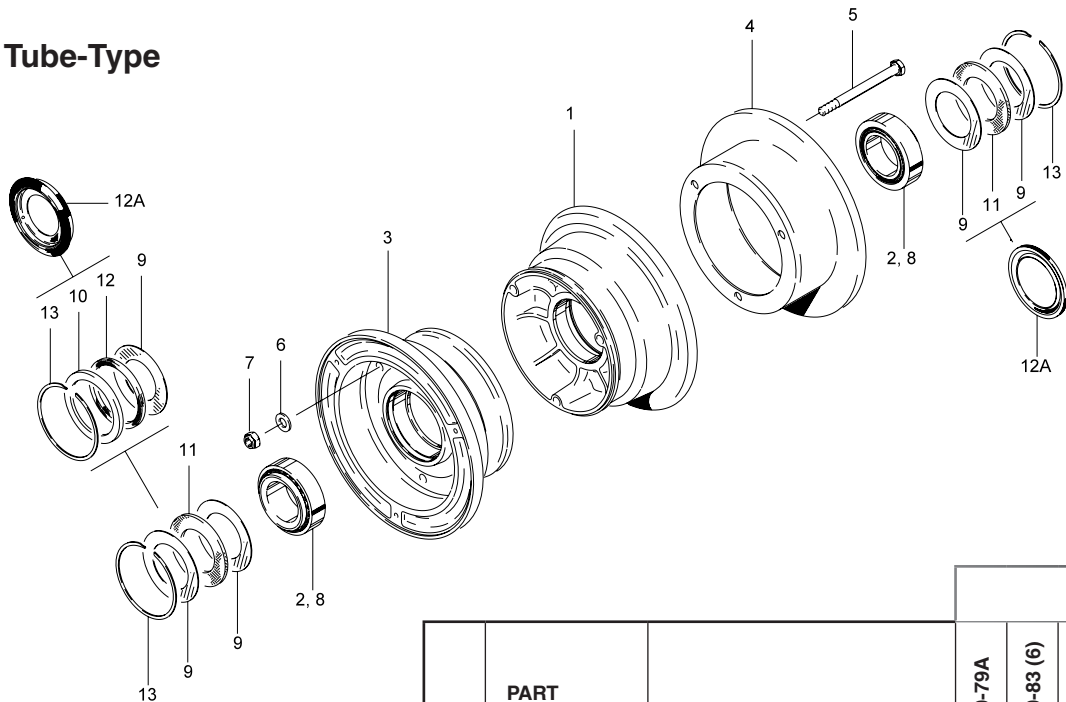
- (1) Alternate chrome plated disc.
- (2) 40-75J to be used with 30-52Y corrosive resistant equipment.
- (3) Inactive assembly – spares support only for parts listed.
- (4) Supersedes 164-03600 per PRM 61.
- (5) Supersedes 164-13600 per PRM 61.
- (6) Also available with chrome plated disc. To order, specify assembly number followed by "CHROME."
- (7) Performance gold disc no longer available.

**Cleveland**  
Wheels & Brakes



**40-79A, 40-83, 40-83A, 40-83B, 40-84, 40-84A, 40-84B**

**Tube-Type**



			PER ASSY.						
FIG.	PART NUMBER	DESCRIPTION	40-79A	40-83 (6)	40-83A	40-83B	40-84 (7)	40-84A	40-84B
1	161-03000	Inner Wheel Half Assembly	1	1	1	1		1	
	161-04700	Inner Wheel Half Assembly					1		1
2	214-00100	Cup-Bearing	1	1	1	1	1	1	1
3	162-02700	Outer Wheel Half Assembly	1	1	1	1		1	
	162-04500	Outer Wheel Half Assembly					1		1
2	214-00100	Cup-Bearing	1	1	1	1	1	1	1
4	164-01600	Brake Disc	1						
	164-02504	Brake Disc (1)		1					
	164-01900	Brake Disc					1		1
	164-03300	Brake Disc						1	
	164-02505	Brake Disc (2)			1	1			
	164-11900 (3)	Brake Disc-Chrome					1		1
	164-12505 (3)	Brake Disc-Chrome (5)		1					
5	103-20400	Bolt (AN5-35A)	3	3	3	3	3	3	3
	095-10700	Washer (AN960-516L)		3	3	3			
	095-10500	Washer (AN960-516)	3				3	3	3
7	094-10400	Nut (MS21044-N5)	3	3	3	3	3	3	
8	214-00200	Cone-Bearing	2	2	2	2	2	2	
9	153-00400	Ring-Grease Seal	2				2	4	
	153-00900	Ring-Grease Seal		4	4				
	153-00300	Ring-Grease Seal	1				1		1
	153-01600	Ring-Grease Seal							2
10	153-01500	Ring-Grease Seal	1				1	1	
11	154-00300	Felt-Grease Seal	1				1	2	
	154-00800	Felt-Grease Seal		2	2				
	154-01600	Felt-Grease Seal							1
12	154-01300	Felt-Grease Seal	1				1	1	
12A	154-03000	Molded Grease Seal				2			
13	155-00100	Snap Ring	2	2	2	2	2	2	2

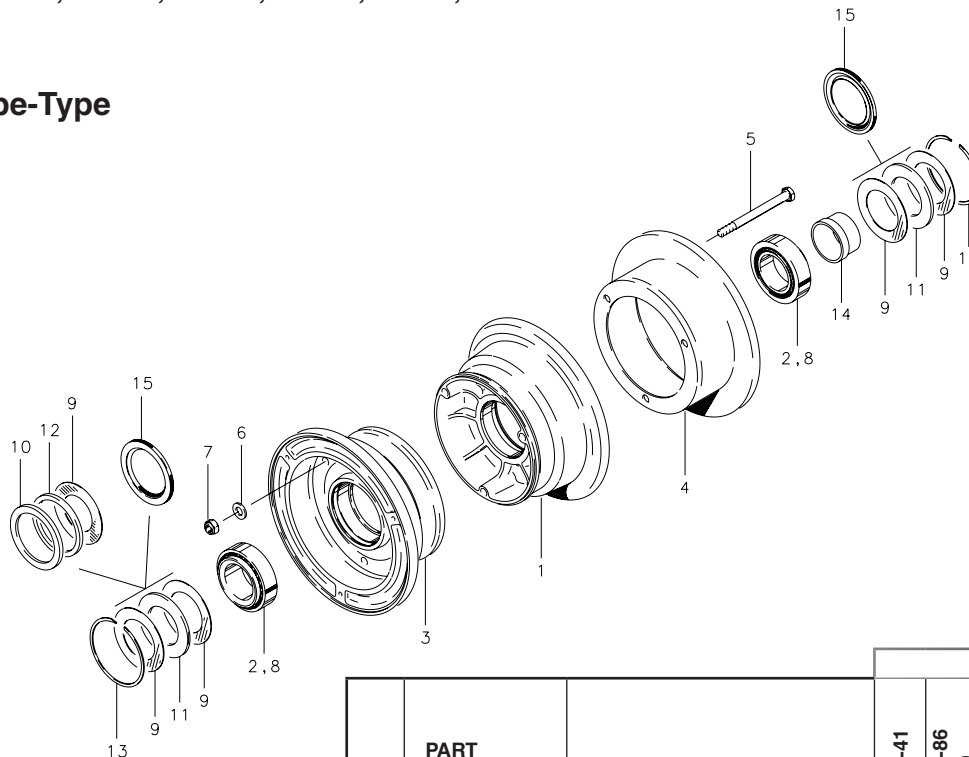
**NOTES:**

- (1) Supersedes 164-02501 per PRM 61.
- (2) Supersedes 164-02502 or 164-02503 per SB7033 and PRM 61.
- (3) Alternate chrome plated disc.
- (4) Supersedes 164-12502 per SB7033 and PRM 61.
- (5) Supersedes 164-12501 per PRM 61.
- (6) Also available with chrome plated disc. To order, specify assembly number followed by "CHROME."
- (7) SB7059-1 Service Bulletin Kit upgrades wheel to 40-84B configuration per SB7059.



40-41, 40-86, 40-86A, 40-86B, 40-86E, 40-86F, 40-88C

**Tube-Type**



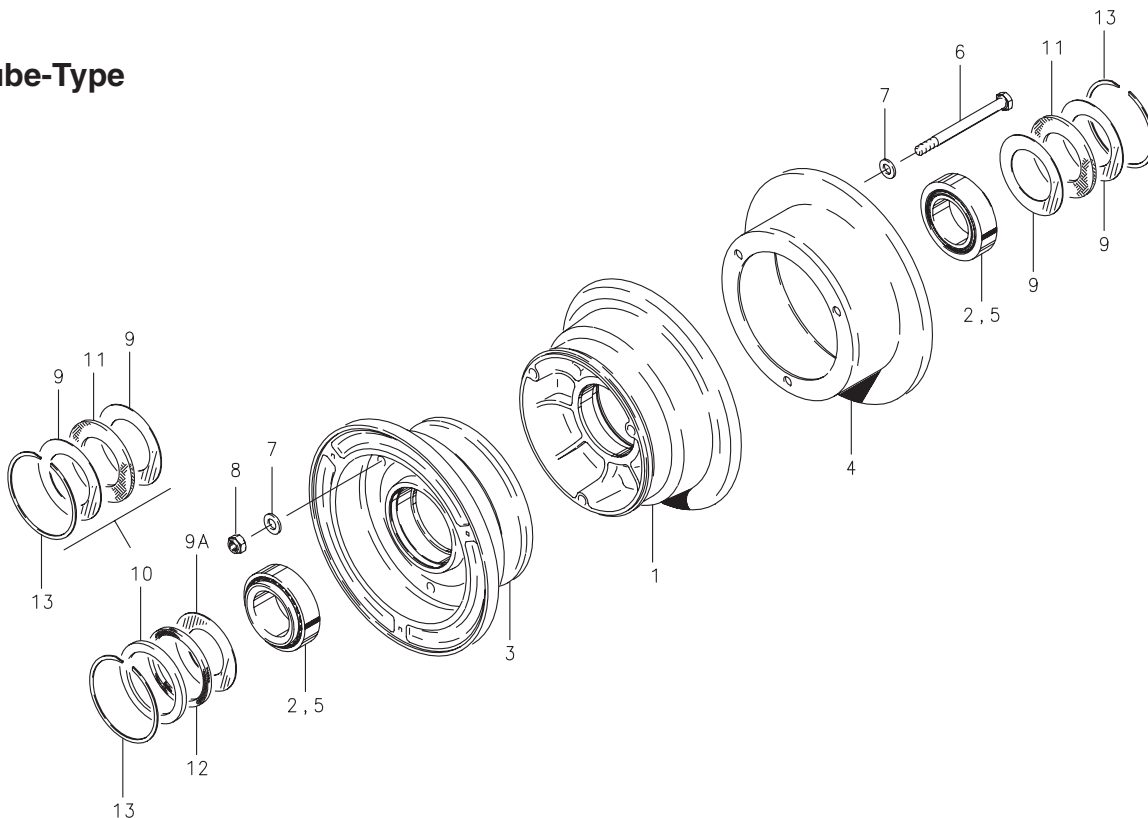
**NOTES:**

- (1) Alternate chrome plated disc.
- (2) Performance gold disc no longer available.
- (3) Also available with chrome plated disc. To order, specify assembly number followed by "CHROME."
- (4) SB7057-1 Service Bulletin Kit upgrades wheel to 40-407 per SB7057.
- (5) SB7058-1 Service Bulletin Kit upgrades wheel to 40-86F per SB7058.
- \* Not illustrated

FIG.	PART NUMBER	DESCRIPTION	PER ASSY.						
			40-41	40-86 (3)	40-86A (3)	40-86B (3) (4) (5)	40-86E (3)	40-86F (3)	40-88C (3)
1	161-03000	Inner Wheel Half Assembly	1	1	1		1		1
	161-04700	Inner Wheel Half Assembly				1		1	
2	214-00100	Cup-Bearing	1	1	1	1	1	1	1
3	162-02700	Outer Wheel Half Assembly	1	1	1		1		1
	162-04500	Outer Wheel Half Assembly				1		1	
2	214-00100	Cup-Bearing	1	1	1	1	1	1	1
4	164-00300	Brake Disc	1						
	164-02000	Brake Disc		1	1	1	1	1	1
	164-12000 (1) (2)	Brake Disc - Chrome Brake Disc - Performance Gold		1	1	1	1	1	1
5	103-20400	Bolt (AN5-35A)	3	3	3	3	3	3	3
6	095-10500	Washer (AN960-516)	3	3	3	3	3	3	3
7	094-10400	Nut (MS21044-N5)	3	3	3	3	3	3	3
8	214-00200	Cone-Bearing	2	2	2	2	2	2	2
9	153-00400	Ring-Grease Seal		4	2	4	4		2
	153-00300	Ring-Grease Seal	1		1				1
	153-00900	Ring-Grease Seal	2						
10	153-01500	Ring-Grease Seal	1		1				1
11	154-00300	Felt-Grease Seal		2	1	2	2		1
	154-00800	Felt-Grease Seal	1						
12	154-01300	Felt-Grease Seal	1		1				1
13	155-00100	Snap Ring	2	2	2	2	2	2	2
14	067-03800	Spacer-Axle	1						
*	157-00900	Dust Shield	1						
*	095-15100	Washer (MS35333-38)	3						
*	102-00600	Screw	3						
15	154-03000	Molded Grease Seal						2	

40-90, 40-90A, 40-90B, 40-90D, 40-90E, 40-90F

**Tube-Type**



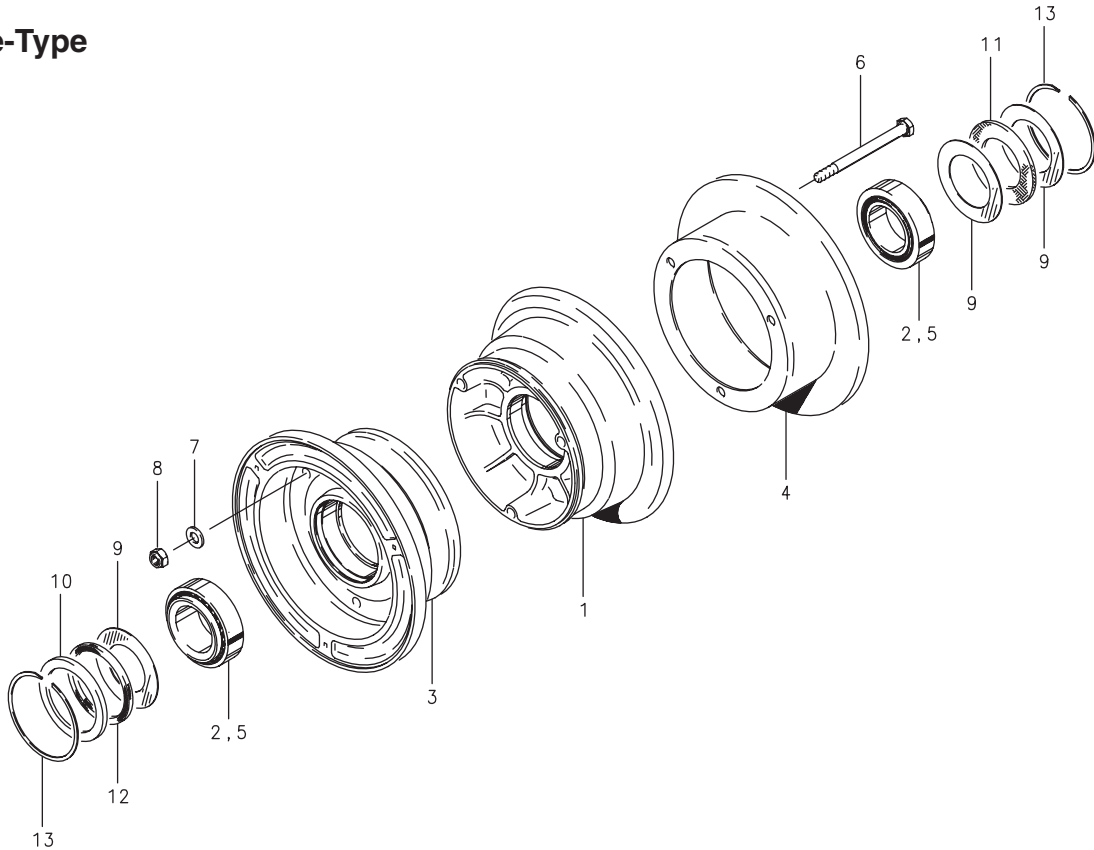
**Assy. Number**

- A) 40-90
- B) 40-90A
- C) 40-90B
- D) 40-90D
- E) 40-90E
- F) 40-90F

FIG.	PART NUMBER	DESCRIPTION	QTY. PER ASSY.					
			A	B	C	D	E	F
1	161-03000	Inner Wheel Half Assy.	1			1		
	161-04700	Inner Wheel Half Assy.		1	1		1	1
2	214-00100	Cup-Bearing	1	1	1	1	1	1
3	162-02700	Outer Wheel Half Assy.	1			1		
	162-04500	Outer Wheel Half Assy.		1	1		1	1
2	214-00100	Cup-Bearing	1	1	1	1	1	1
4	164-01506	Brake Disc						1
	164-02201	Brake Disc	1		1			
	164-02300	Brake Disc		1				
	164-12300	Brake Disc - Chrome				1		
	164-23100	Brake Disc					1	
5	214-00200	Cone-Bearing	2	2	2	2	2	2
6	103-20500	Bolt (AN5-36A)	3	3	3	3	3	3
7	095-10500	Washer (AN960-516)	6	6	6	6	6	6
8	094-10400	Nut (MS21044-N5)	3	3	3	3	3	3
9	153-00400	Ring-Grease Seal	2	2	2	4	2	2
9A	153-00300	Ring-Grease Seal	1	1	1		1	1
10	153-01500	Ring-Grease Seal	1	1	1		1	1
11	154-00300	Felt-Grease Seal	1	1	1	2	1	1
12	154-01300	Felt-Grease Seal	1	1	1		1	1
13	155-00100	Snap Ring	2	2	2	2	2	2

40-96A, 40-96E, 40-406, 40-406A

**Tube-Type**



**Assy. Number**

- A) 40-96A
- B) 40-96E
- C) 40-406
- D) 40-406A

**NOTES:**

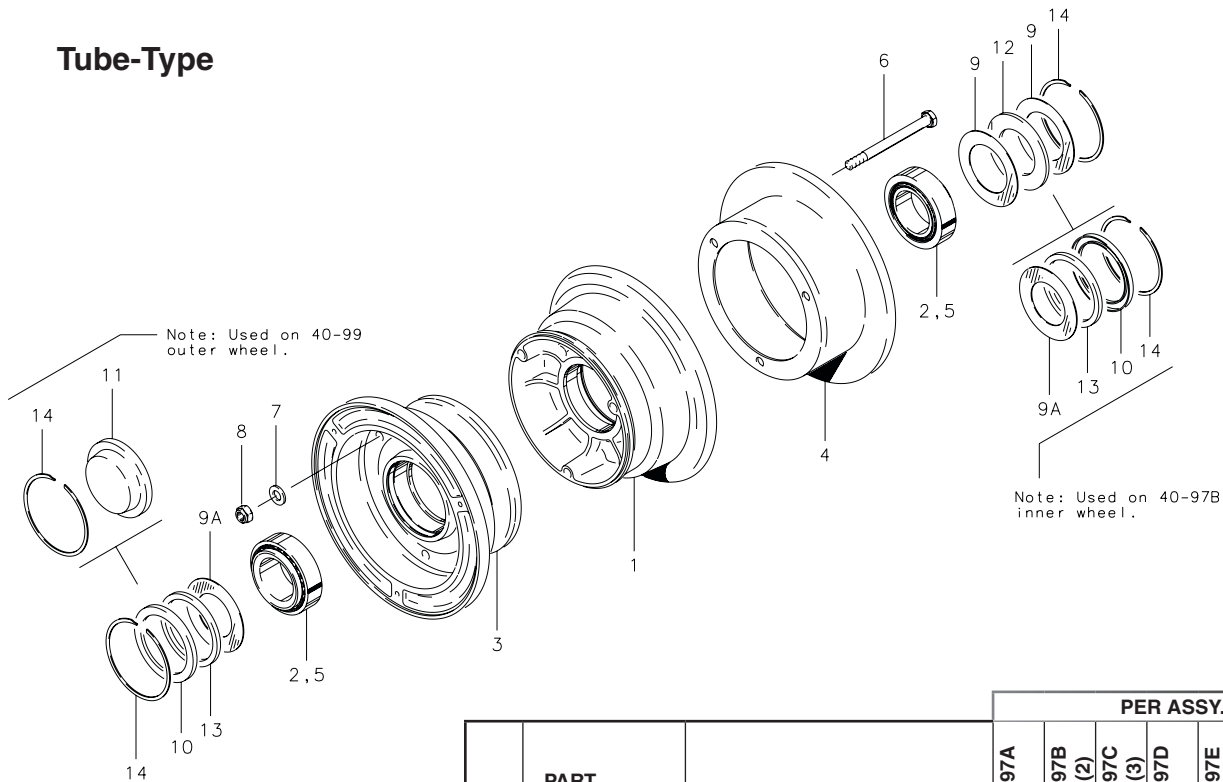
(1) Supersedes 164-02501 per PRM 61.

FIG.	PART NUMBER	DESCRIPTION	QTY. PER ASSY.			
			A	B	C	D
1	161-03000	Inner Wheel Half Assy.		1	1	1
	161-03024	Inner Wheel Half Assy.	1			
2	214-00100	Cup-Bearing	1	1	1	1
3	162-02700	Outer Wheel Half Assy.		1	1	1
	162-02724	Outer Wheel Half Assy.	1			
2	214-00100	Cup-Bearing	1	1	1	1
4	164-02504	Brake Disc (1)	1	1	1	1
5	214-00200	Cone-Bearing	2	2	2	2
6	103-20400	Bolt (AN5-35A)	3	3	3	3
7	095-10700	Washer (AN960-516L)	3	3	3	3
8	094-10400	Nut (MS21044-N5)	3	3	3	3
9	153-00400	Ring-Grease Seal	2	2	2	
	153-00300	Ring-Grease Seal	1	1	1	1
	153-00900	Ring-Grease Seal				2
10	153-01500	Ring-Grease Seal	1	1	1	1
11	154-00300	Felt-Grease Seal	1	1	1	
	154-01400	Felt-Grease Seal				1
12	154-01300	Felt-Grease Seal	1	1	1	1
13	155-00100	Snap Ring	2	2	2	2



40-97A, 40-97B, 40-97C, 40-97D, 40-97E, 40-97F, 40-99

**Tube-Type**



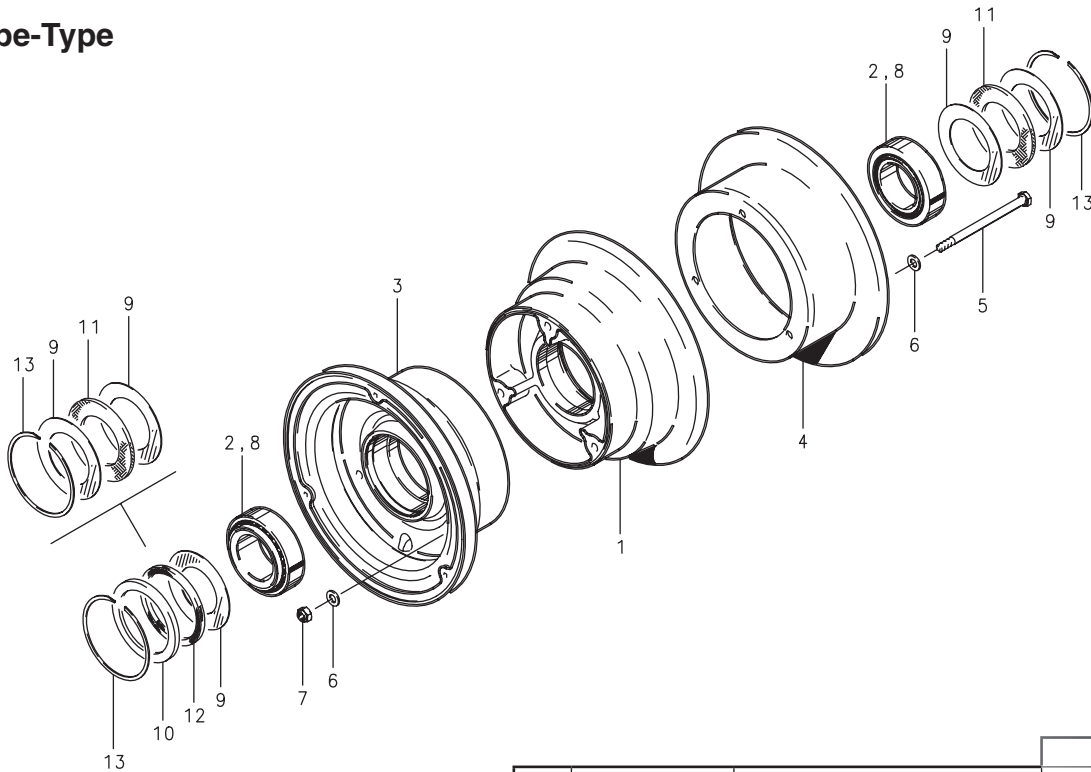
**NOTES:**

- (1) Inactive assembly – spares support only for parts listed.
- (2) 40-97A supersedes 40-97B.
- (3) 40-97D supersedes 40-97C.
- (4) Alternate chrome plated disc.
- (5) Also available with chrome plated disc. To order, specify assembly number followed by "CHROME."
- (6) Performance gold disc no longer available.

FIG.	PART NUMBER	DESCRIPTION	PER ASSY.						
			40-97A (5)	40-97B (1) (2)	40-97C (1) (3)	40-97D (5)	40-97E (5)	40-97F (5)	40-99
1	161-03000	Inner Wheel Half Assembly	1	1	1	1			
	161-02100	Inner Wheel Half Assembly							1
	161-04700	Inner Wheel Half Assembly					1	1	
2	214-00100	Cup-Bearing	1	1	1	1	1	1	1
	162-02700	Outer Wheel Half Assembly	1	1	1	1			
3	162-01900	Outer Wheel Half Assembly							1
	162-04500	Outer Wheel Half Assembly					1	1	
	214-00100	Cup-Bearing	1	1	1	1	1	1	1
4	164-02601	Brake Disc	1	1	1	1	1	1	
	164-02800	Brake Disc							1
	164-12601 (4)	Brake Disc - Chrome	1	1	1	1	1	1	
	(6)	Brake Disc - Performance Gold	1			1	1	1	
5	214-00200	Cone-Bearing	2	2	2	2	2	2	2
6	103-20400	Bolt (AN5-35A)	3	3	3	3	3	3	
	103-11200	Bolt (AN4-37A)							6
7	095-10500	Washer (AN960-516)	3	3	3	3	3	3	
	095-10200	Washer (AN960-416L)							6
8	094-10500	Nut (MS21044-N5)	3	3	3	3	3	3	
	094-10300	Nut (MS21044-N4)							6
9	153-00400	Ring-Grease Seal	2		2	2	2		2
	153-01600	Ring-Grease Seal							2
9A	153-00300	Ring-Grease Seal	1	2	1	1	1	1	
10	153-01500	Ring-Grease Seal	1	2	1	1	1	1	
11	158-00300	Cap-Hub							1
12	154-00300	Felt-Grease Seal	1		1	1	1		1
	154-01600	Felt-Grease Seal							1
13	154-01300	Felt-Grease Seal	1	2	1	1	1	1	
14	155-00100	Snap Ring	2	2	2	2	2	2	2

40-113, 40-113A, 40-113C, 40-113X

**Tube-Type**



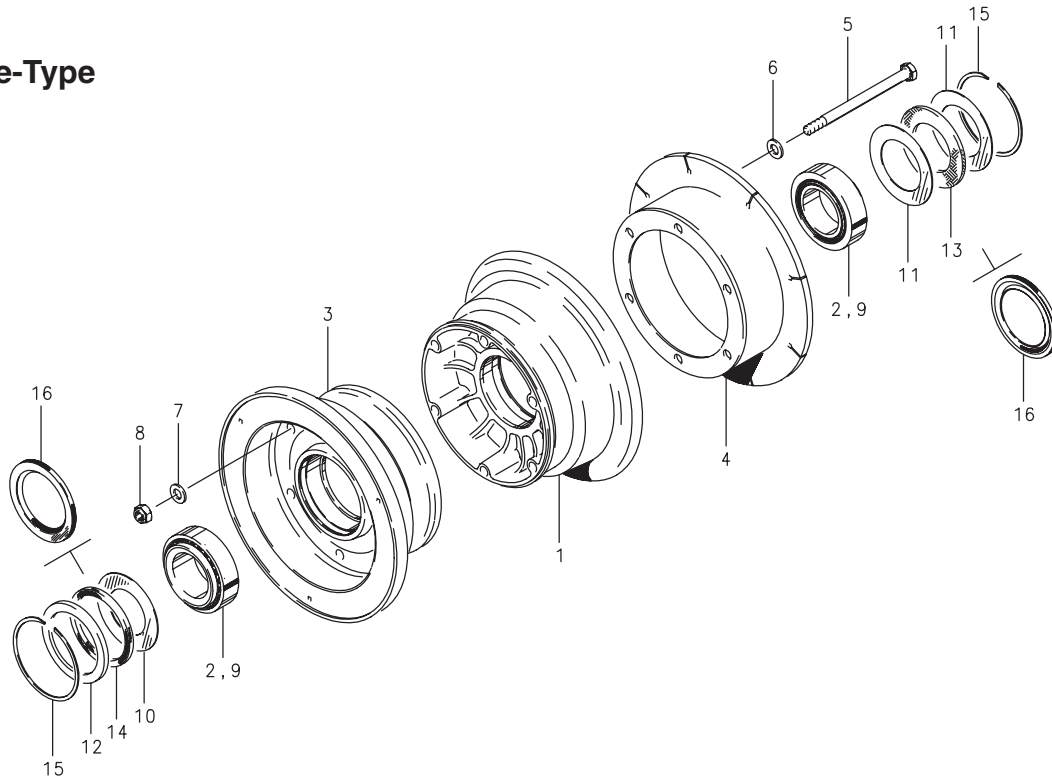
**NOTES:**

- (1) Alternate chrome plated disc.
- (2) Also available with chrome plated disc. To order, specify assembly number followed by "CHROME."
- (3) Performance gold disc no longer available.

FIG.	PART NUMBER	DESCRIPTION	PER ASSY.			
			40-113 (2)	40-113A (2)	40-113C (2)	40-113X (2)
1	161-04900	Inner Wheel Half Assembly	1	1	1	1
2	214-00100	Cup-Bearing	1	1	1	1
3	162-04700	Outer Wheel Half Assembly	1	1	1	1
2	214-00100	Cup-Bearing	1	1	1	1
4	164-04000	Brake Disc	1			1
	164-04300	Brake Disc		1	1	
	164-14000 (1)	Brake Disc - Chrome	1			1
	164-14300 (1)	Brake Disc - Chrome		1	1	
	(3)	Brake Disc - Performance Gold	1			1
	(3)	Brake Disc - Performance Gold		1	1	
5	103-11000	Bolt (AN4-36A)	3	3	3	3
6	095-10400	Washer (AN960-416)	6	6	6	6
7	094-10300	Nut (MS21044-N4)	3	3	3	3
8	214-00200	Cone-Bearing	2	2	2	2
9	153-00400	Ring-Grease Seal	2		2	
	153-00900	Ring-Grease Seal		4		2
	153-00300	Ring-Grease Seal	1		1	1
10	153-01500	Ring-Grease Seal	1		1	1
11	154-00300	Felt-Grease Seal	1		1	
	154-00800	Felt-Grease Seal		2		1
13	154-01300	Felt-Grease Seal	1		1	1
14	155-00100	Snap Ring	2	2	2	2

40-120, 40-120C, 40-142, 40-142A

**Tube-Type**



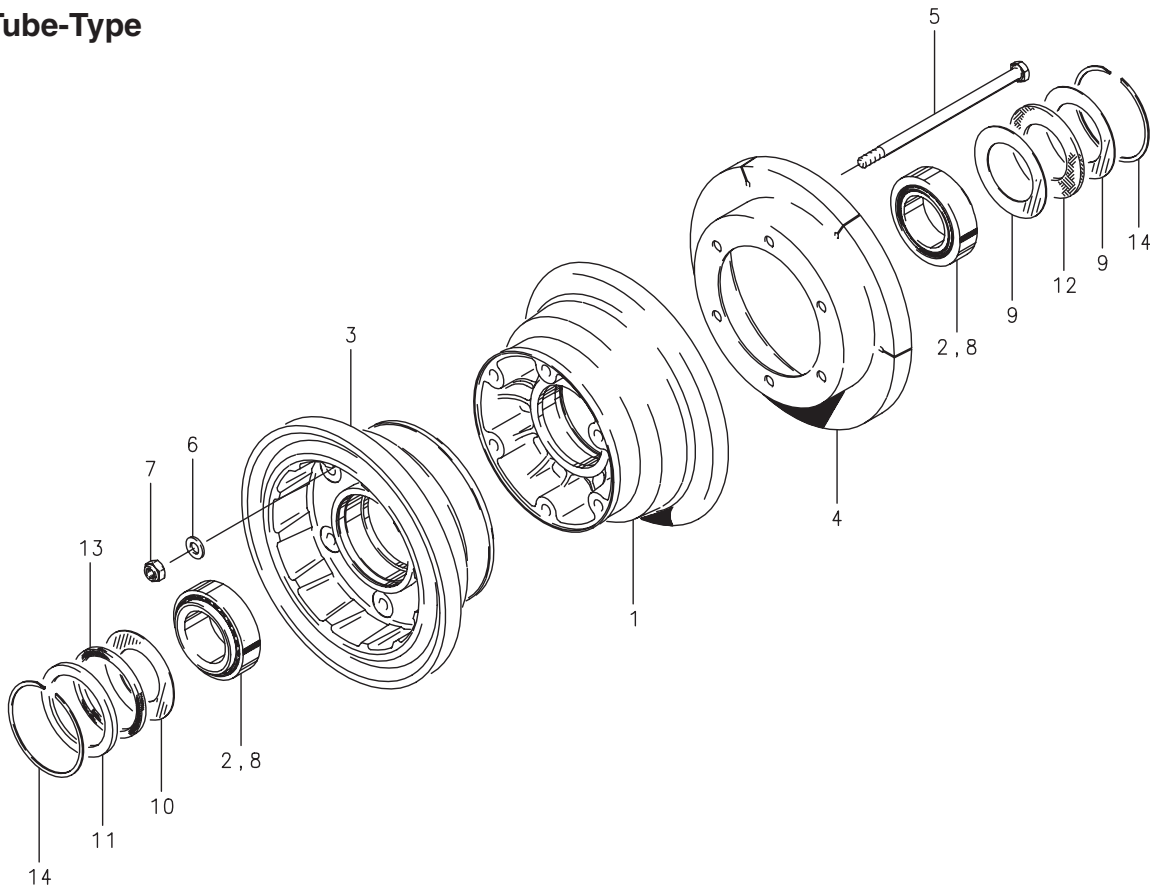
**NOTES:**

- (1) 199-118 Wheel Disc Kit (items 4, 6, 8) retrofits 40-120 or 40-120C wheel to use slotted disc. TSO approved per PRM 33.
- (2) Install washer per PRM 33.
- (3) 199-262 Tiebolt Service Kit available for this wheel. Refer to PRM 84.

FIG.	PART NO.	DESCRIPTION	PER ASSY.			
			40-120 (1)	40-120C (1)	40-142 (3)	40-142A
1	161-06102	Inner Wheel Half Assembly	1		1	1
	161-09302	Inner Wheel Half Assembly		1		
2	214-00100	Cup-Bearing	1	1	1	1
3	162-08702	Outer Wheel Half Assembly		1		
	162-05702	Outer Wheel Half Assembly	1		1	1
2	214-00100	Cup-Bearing	1	1	1	1
4	164-21600	Brake Disc (Slotted) (1)	1	1		
	164-07800	Brake Disc (Slotted)			1	
	164-08100	Brake Disc (Slotted)				1
5	103-20400	Bolt (AN5-35A)	6	6	6	6
6	095-03000	Washer (1) (2)	6	6		
7	095-10500	Washer (AN960-516)	6	6	6	6
8	094-12700	Nut (MS21042-5) (1)	6	6		
	094-10400	Nut (MS21044-N5)			6	6
9	214-00200	Cone-Bearing	2	2	2	2
10	153-00300	Ring-Grease Seal	1	1	1	
11	153-00400	Ring-Grease Seal	2	2	2	
12	153-01500	Ring-Grease Seal	1	1	1	
13	154-00300	Felt-Grease Seal	1	1	1	
14	154-01300	Felt-Grease Seal	1	1	1	
15	155-00100	Snap Ring	2	2	2	
16	154-03000	Molded Grease Seal				2

40-143, 40-163

**Tube-Type**



**Assy. Number**

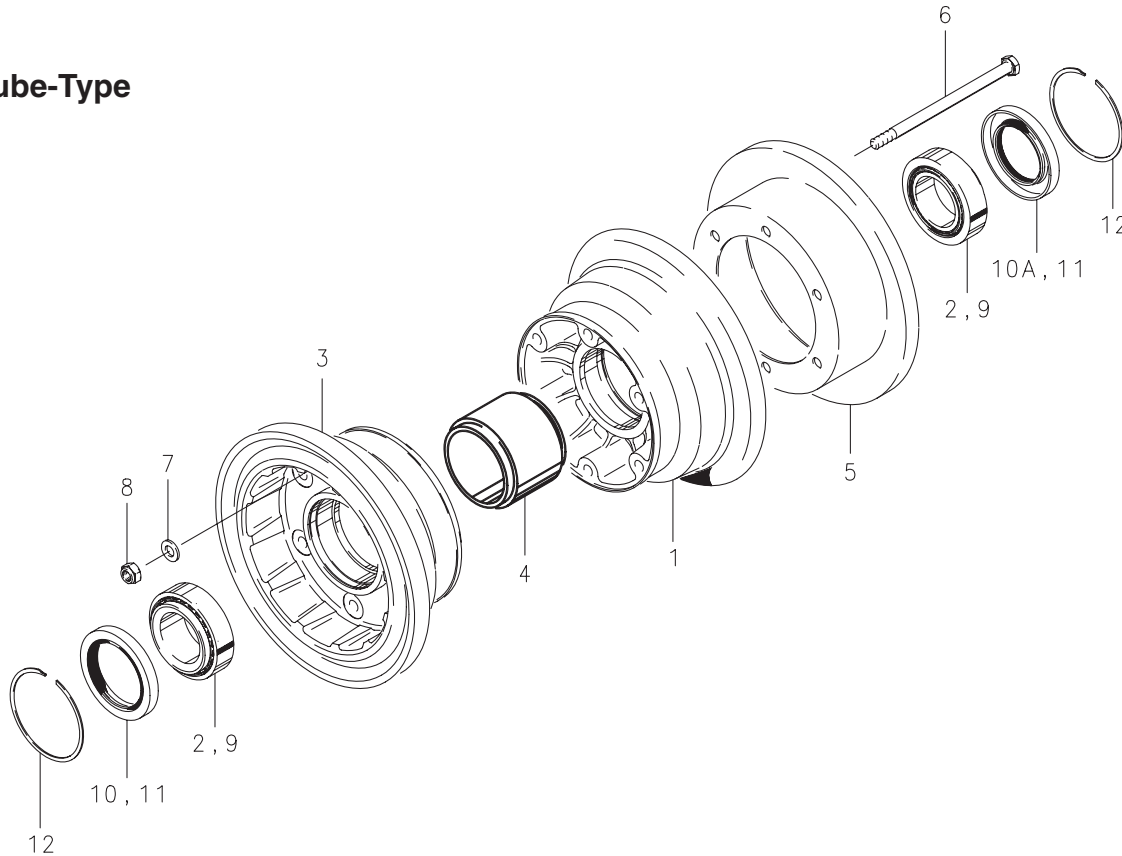
A) 40-143

B) 40-163

FIG.	PART NUMBER	DESCRIPTION	QTY. PER ASSY.	
			A	B
1	161-08700	Inner Wheel Half Assy.	1	
	161-10000	Inner Wheel Half Assy.		1
2	214-00100	Cup-Bearing	1	1
3	162-08100	Outer Wheel Half Assy.	1	1
2	214-00100	Cup-Bearing	1	1
4	164-08200	Brake Disc (Slotted)	1	
	164-20500	Brake Disc (Slotted)		1
5	103-21600	Bolt (AN5-45A)		6
	103-20400	Bolt (AN5-35A)	6	
6	095-10700	Washer (AN960-516L)	6	
	095-10500	Washer (AN960-516)		6
7	094-10400	Nut (MS21044-N5)	6	6
8	214-00200	Cone-Bearing	2	2
9	153-00400	Ring-Grease Seal	2	2
10	153-00300	Ring-Grease Seal	1	1
11	153-01500	Ring-Grease Seal	1	1
12	154-00300	Felt-Grease Seal	1	1
13	154-01300	Felt-Grease Seal	1	1
14	155-00100	Ring-Snap	2	2

40-418, 40-418A, 40-418B, 40-418C

**Tube-Type**



NOTES:

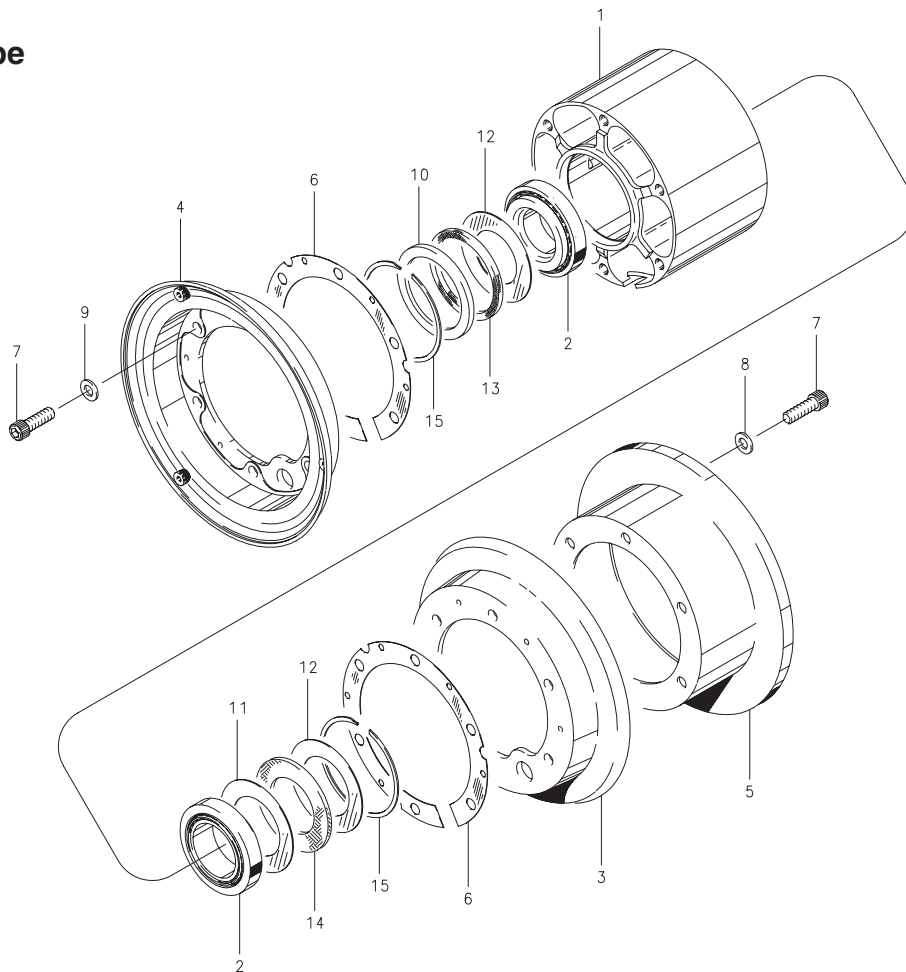
- (1) High corrosion resistant, amphibious equipment.
- (2) Alternate chrome plated disc.
- (3) Same as 40-418A except equipped with standard bearings.

FIG.	PART NO.	DESCRIPTION	PER ASSY.			
			40-418 (1)	40-418A (1)	40-418B	40-418C (3)
1	161-19900	Inner Wheel Half Assembly	1	1		
	161-19903	Inner Wheel Half Assembly			1	
	161-19905	Inner Wheel Half Assembly				1
2	214-01100	Cup-Bearing (chrome plated)	1	1		
	214-00100	Cup-Bearing			1	1
3	162-19900	Outer Wheel Half Assembly	1	1		
	162-19903	Outer Wheel Half Assembly			1	
	162-19905	Outer Wheel Half Assembly				1
2	214-01100	Cup-Bearing (chrome plated)	1	1		
	214-00100	Cup-Bearing			1	1
4	067-14700	Grease Dam Spacer	1	1	1	1
	164-24500	Brake Disc	1	1	1	1
5	164-24501 (2)	Brake Disc (Chrome)	1	1	1	1
	103-20400	Bolt (AN5-35A)	6	6	6	6
7	095-10500	Washer (AN960-516)	6	6	6	6
8	094-12700	Nut (MS21042-5)	6	6	6	6
9	214-01200	Cone-Bearing (chrome plated)	2	2		
	214-00200	Cone-Bearing			2	2
10	154-08300	Molded Grease Seal	1		1	
10A	154-08200	Molded Grease Seal	1		1	
11	154-08900	Molded Grease Seal		2		2
12	155-14300	Snap Ring	2	2	2	2



D-30260, D-30260-1, D-30580

**Tube-Type**



**Assy. Number**

A) D-30260 (1) (2)

B) D-30260-1 (1) (2)

C) D-30580 (1) (2)

**NOTES:**

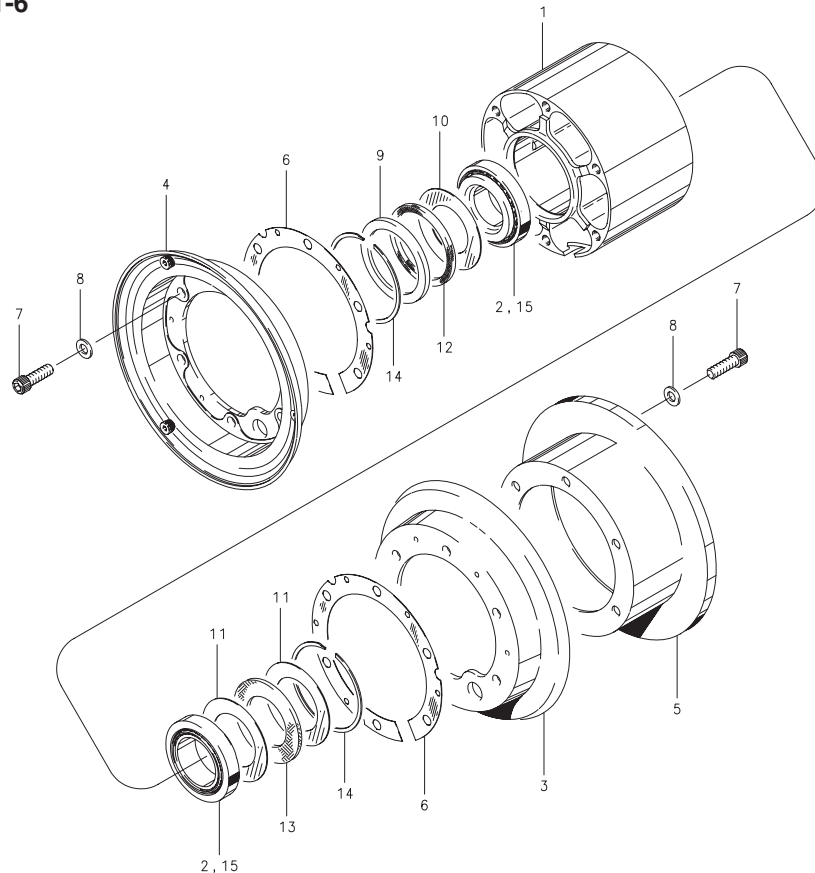
- (1) Inactive assembly – spares support only for parts listed.
- (2) Superseded equipment – refer to Cessna Service Bulletin SEB00-5 and Cessna Service Kit SK182-120. for replacement wheels and brakes.
- (3) Inactive part – no longer available for spares support.
- (4) All wheel assemblies listed were formerly manufactured by "McCaughey Industrial Corporation."

FIG.	PART NUMBER	DESCRIPTION	QTY. PER ASSY.		
			A	B	C
1	201-30256-1	Hub Assy.	1	1	1
2	(3)	Cone-Bearing	2	2	2
3	(3)	Wheel Flange	1	1	
	(3)	Wheel Flange			1
4	(3)	Wheel Flange	1		
	(3)	Wheel Flange		1	
	(3)	Wheel Flange			1
5	164-30195	Brake Disc	1	1	1
6	067-30076	Spacer	2	2	2
7	(3)	Screw	12	12	12
8	095-10500	Washer (AN960-516)	6	6	6
9	(3)	Washer	6	6	6
10	153-30014	Ring	1	1	1
11	153-30015	Ring	1	1	1
12	153-30013	Ring	2	2	2
13	154-30010	Felt	1	1	1
14	(3)	Felt	1	1	1
15	155-11900	Snap Ring	2	2	2

**Illustrated Parts List**

D-30291-1, D-30291-2, D-30291-3, D-30291-4,  
D-30291-5, D-30291-6

**Tube-Type**



**Assy. Number**

- A) D-30291-1 (3) (4)
- B) D-30291-2 (3) (4)
- C) D-30291-3 (3) (4)
- D) D-30291-4 (3)
- E) D-30291-5 (3)
- F) D-30291-6 (3) (4)

**NOTES:**

- (1) All wheel assemblies listed were formerly manufactured by "McCaughey Industrial Corporation."
- (2) Alternate chrome plated disc.
- (3) Inactive assembly – spares support only for parts listed.
- (4) Superseded equipment – refer to Cessna Service Bulletin SEB00-5 and Cessna Service Kit SK182-120. for replacement wheels and brakes.
- (5) Inactive part – no longer available for spares support.

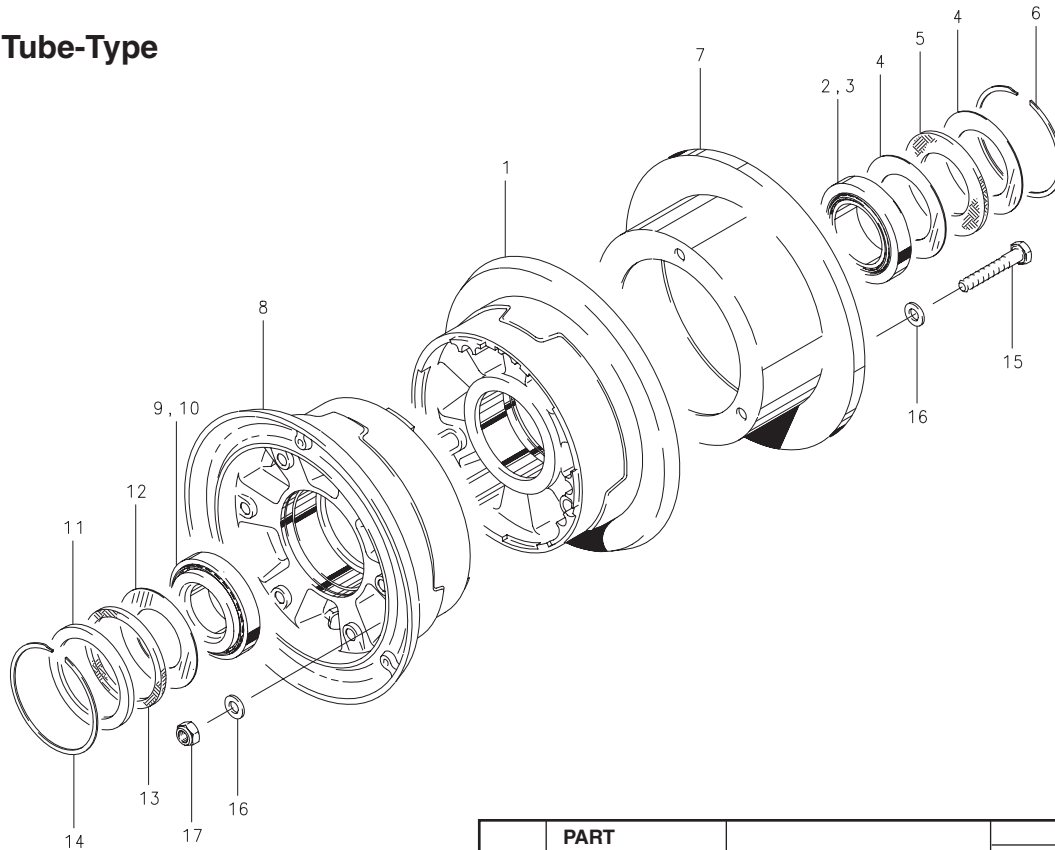
FIG.	PART NUMBER	DESCRIPTION	QTY. PER ASSY.					
			A	B	C	D	E	F
1	201-30256-1	Hub Assy.	1	1	1	1	1	1
2	214-01300	Cup-Bearing	2	2	2	2	2	2
3	(5)	Wheel Flange	1	1	1	1	1	1
4	(5)	Wheel Flange	1					
	(5)	Wheel Flange		1				
	(5)	Wheel Flange			1			
	(5)	Wheel Flange				1		
	(5)	Wheel Flange					1	
5	164-30388	Brake Disc	1				1	
	164-30398	Brake Disc		1				
	164-30414	Brake Disc			1			
	164-30440	Brake Disc				1		1
	164-23600 (2)	Brake Disc (Chrome)				1		1
	164-23900 (2)	Brake Disc (Chrome)			1			
6	164-24000 (2)	Brake Disc (Chrome)		1				
	164-24100 (2)	Brake Disc (Chrome)	1				1	
6	067-30076	Spacer	2	2	2	2	2	2
7	102-18400	Screw	12	12	12	12	12	12
8	095-10500	Washer (AN960-516)	12	12	12	12	12	12
9	153-30014	Ring	1	1	1	1	1	1
10	153-30015	Ring	1	1	1	1	1	1
11	153-30013	Ring	2	2	2	2	2	2
12	154-30010	Felt	1	1	1	1	1	1
13	154-00300	Felt	1	1	1	1	1	1
14	155-11900	Snap Ring	2	2	2	2	2	2
15	214-01400	Cone-Bearing	2	2	2	2	2	2

**Cleveland**  
Wheels & Brakes



**D-30660-1, D-30660-2, D-30660-3, D-30660-4, D-30660-5**

**Tube-Type**



**Assy. Number**

- A) D-30660-1 (1) (5)**
- B) D-30660-2 (1) (5)**
- C) D-30660-3 (1) (5)**
- D) D-30660-4 (1)**
- E) D-30660-5 (1) (5)**

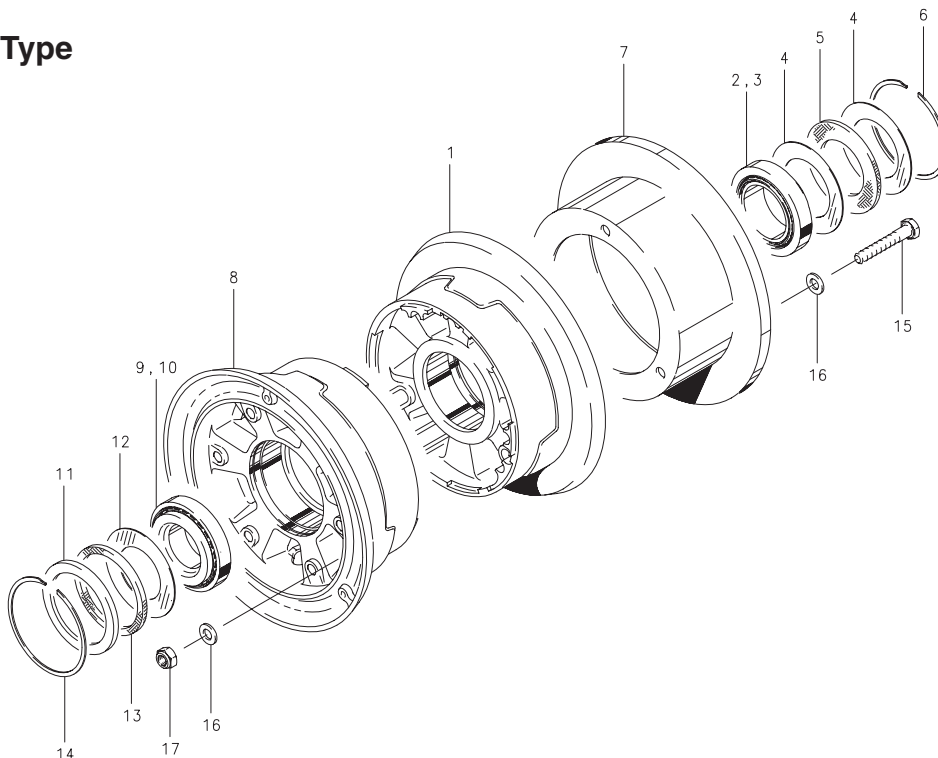
**NOTES:**

- (1) Inactive assembly – spares support only for parts listed.
- (2) Inactive part – no longer available for spares support.
- (3) All wheel assemblies listed were formerly manufactured by “McCaughey Industrial Corporation.”
- (4) Alternate chrome plated disc.
- (5) Superseded equipment – refer to Cessna Service Bulletin SEB00-5 and Cessna Service Kit SK182-120. for replacement wheels and brakes.

FIG.	PART NUMBER	DESCRIPTION	QTY. PER ASSY.				
			A	B	C	D	E
1	(2)	Inner Wheel Half Assy.	1	1	1		
	(2)	Inner Wheel Half Assy.				1	1
2	214-01300	Cup-Bearing	1	1	1		
	214-30795-1	Cup-Bearing				1	1
3	214-01400	Cone-Bearing	1	1	1		
	214-30795-2	Cone-Bearing				1	1
4	153-30013	Ring	2	2	2	2	2
5	154-00300	Felt	1	1	1	1	1
6	155-11900	Snap Ring	1	1	1	1	1
7	164-30615-1	Brake Disc	1				
	164-30615-2	Brake Disc		1		1	
	164-30615-3	Brake Disc			1		1
	164-30804-1 (4)	Brake Disc (Chrome)	1				
10	164-30804-2 (4)	Brake Disc (Chrome)		1		1	
	164-30804-3 (4)	Brake Disc (Chrome)			1		1
	(2)	Outer Wheel Half Assy.	1	1	1		
8	(2)	Outer Wheel Half Assy.				1	1
	214-01300	Cup-Bearing	1	1	1		
9	214-30795-1	Cup-Bearing				1	1
	214-01400	Cone-Bearing	1	1	1		
10	214-30795-2	Cone-Bearing				1	1
	153-30014	Ring	1	1	1	1	1
12	153-30015	Ring	1	1	1	1	1
13	154-30010	Felt	1	1	1	1	1
14	155-11900	Snap Ring	1	1	1	1	1
15	103-17200	Bolt	3	3	3	3	3
16	095-10700	Washer (AN960-516L)	6	6	6	6	6
17	094-15100	Nut	3	3	3	3	3

**D-30660-6, D-30660-7, D-30660-8, D-30660-9, D-30660-10**

**Tube-Type**



**Assy. Number**

- A) D-30660-6 (1)
- B) D-30660-7 (1) (4)
- C) D-30660-8 (1)
- D) D-30660-9 (1)
- E) D-30660-10 (1)

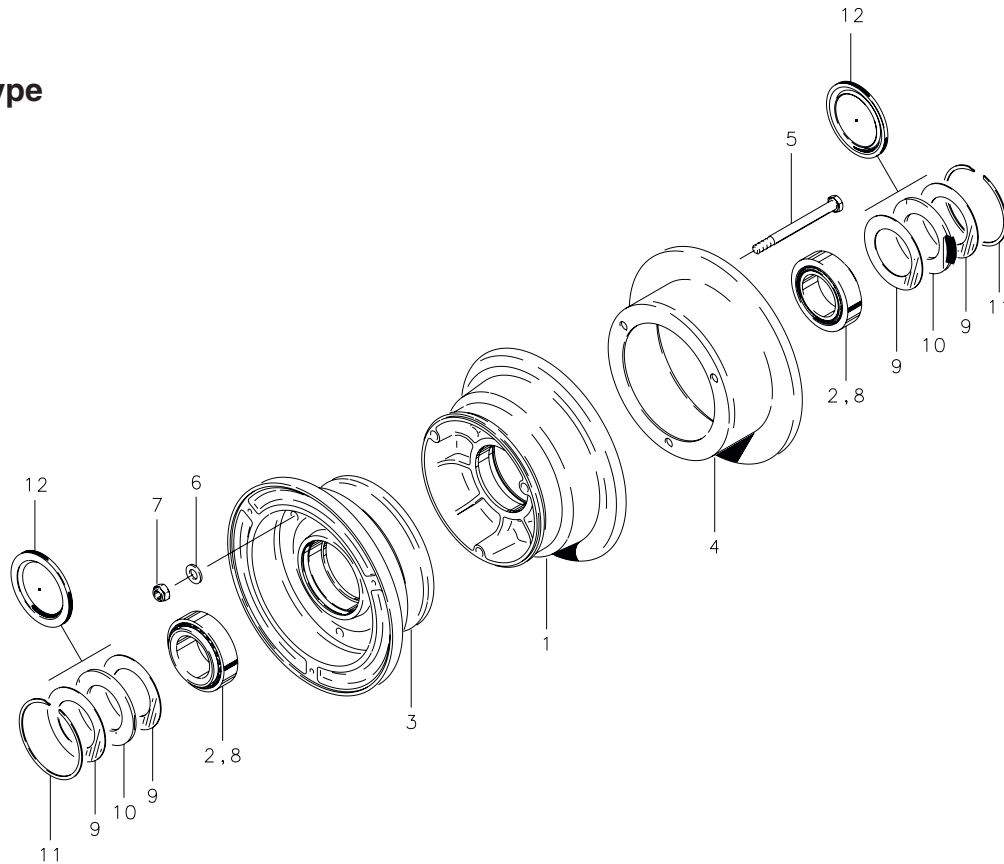
**NOTES:**

- (1) Inactive assembly – spares support only for parts listed.
- (2) Inactive part – no longer available for spares support.
- (3) All wheel assemblies listed were formerly manufactured by "McCaughey Industrial Corporation."
- (4) Superseded equipment – refer to Cessna Service Bulletin SEB00-5 and Cessna Service Kit SK182-120 for replacement wheels and brakes.

FIG.	PART NUMBER	DESCRIPTION	QTY. PER ASSY.				
			A	B	C	D	E
1	(2)	Inner Wheel Half Assy.	1	1	1		
	(2)	Inner Wheel Half Assy.				1	1
2	214-01300	Cup-Bearing	1	1	1		
	214-30795-1	Cup-Bearing				1	1
3	214-01400	Cone-Bearing	1	1	1		
	214-30795-2	Cone-Bearing				1	1
4	153-30013	Ring	2	2	2	2	2
5	154-00300	Felt	1	1	1	1	1
6	155-11900	Snap Ring	1	1	1	1	1
7	164-30804-1	Brake Disc (Chrome)			1		
	164-30804-2	Brake Disc (Chrome)	1			1	
	164-30804-3	Brake Disc (Chrome)		1			1
8	(2)	Outer Wheel Half Assy.	1	1	1		
	(2)	Outer Wheel Half Assy.				1	1
9	214-01300	Cup-Bearing	1	1	1		
	214-30795-1	Cup-Bearing				1	1
10	214-01400	Cone-Bearing	1	1	1		
	214-30795-2	Cone-Bearing				1	1
11	153-30014	Ring	1	1	1	1	1
12	153-30015	Ring	1	1	1	1	1
13	154-30010	Felt	1	1	1	1	1
14	155-11900	Snap Ring	1	1	1	1	1
15	103-17200	Bolt	3	3	3	3	3
16	095-10700	Washer (AN960-516L)	6	6	6	6	6
17	094-15100	Nut	3	3	3	3	3

40-407, 40-414, 40-414A

**Tube-Type**



NOTES:

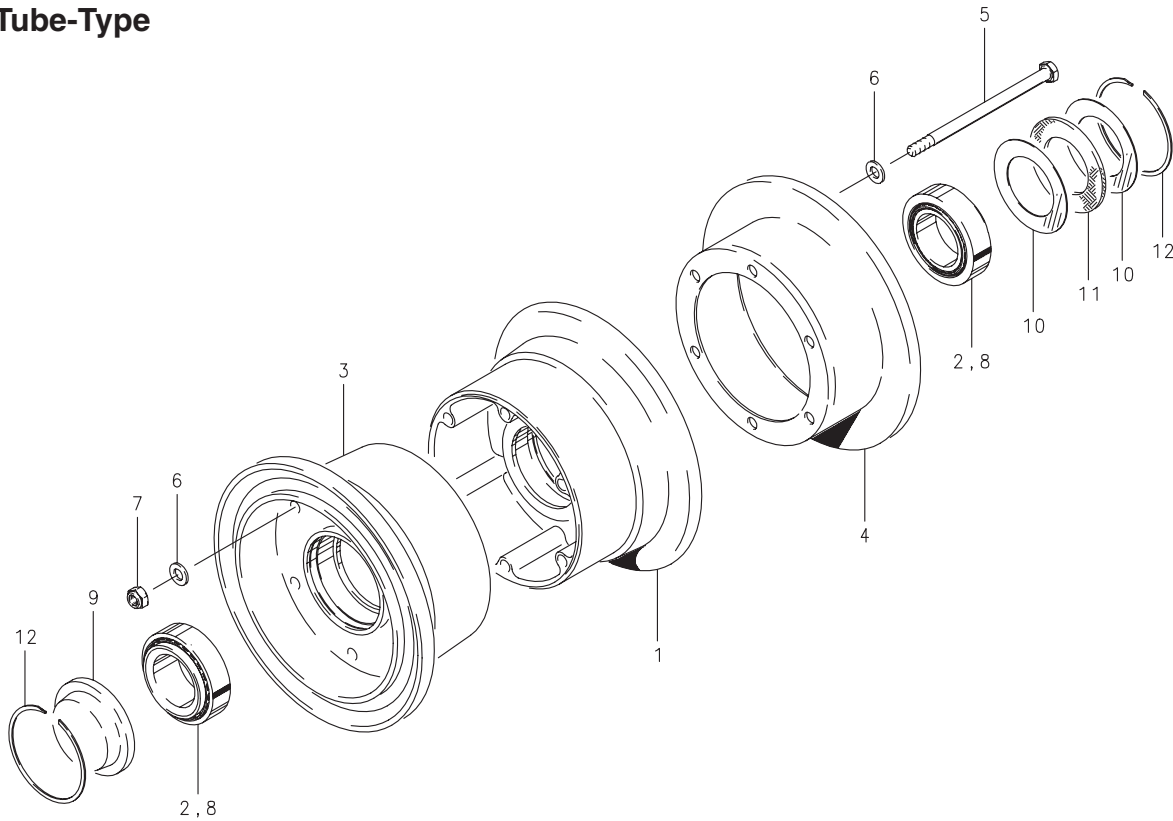
(1) For use with tire size 15 x 6.00-6 only.

FIG.	PART NO.	DESCRIPTION	PER ASSY.		
			40-407	40-414 (1)	40-414A
1	161-04700	Inner Wheel Half Assembly	1	1	1
2	214-00100	Cup-Bearing	1	1	1
3	162-04500	Outer Wheel Half Assembly	1	1	1
2	214-00100	Cup-Bearing	1	1	1
4	164-24400	Brake Disc	1	1	1
5	103-20400	Bolt (AN5-35A)	3	3	3
6	095-10500	Washer (AN960-516)	3	3	3
7	094-10400	Nut (MS21044-N5)	3		
	094-10401	Nut (MS21045-5S)		3	3
8	214-00200	Cone-Bearing	2	2	2
9	153-00400	Ring-Grease Seal		4	
10	154-00300	Felt-Grease Seal		2	
11	155-00100	Snap Ring	2	2	2
12	154-03000	Molded Grease Seal	2		2

**5**

40-47

**Tube-Type**



**Assy. Number**

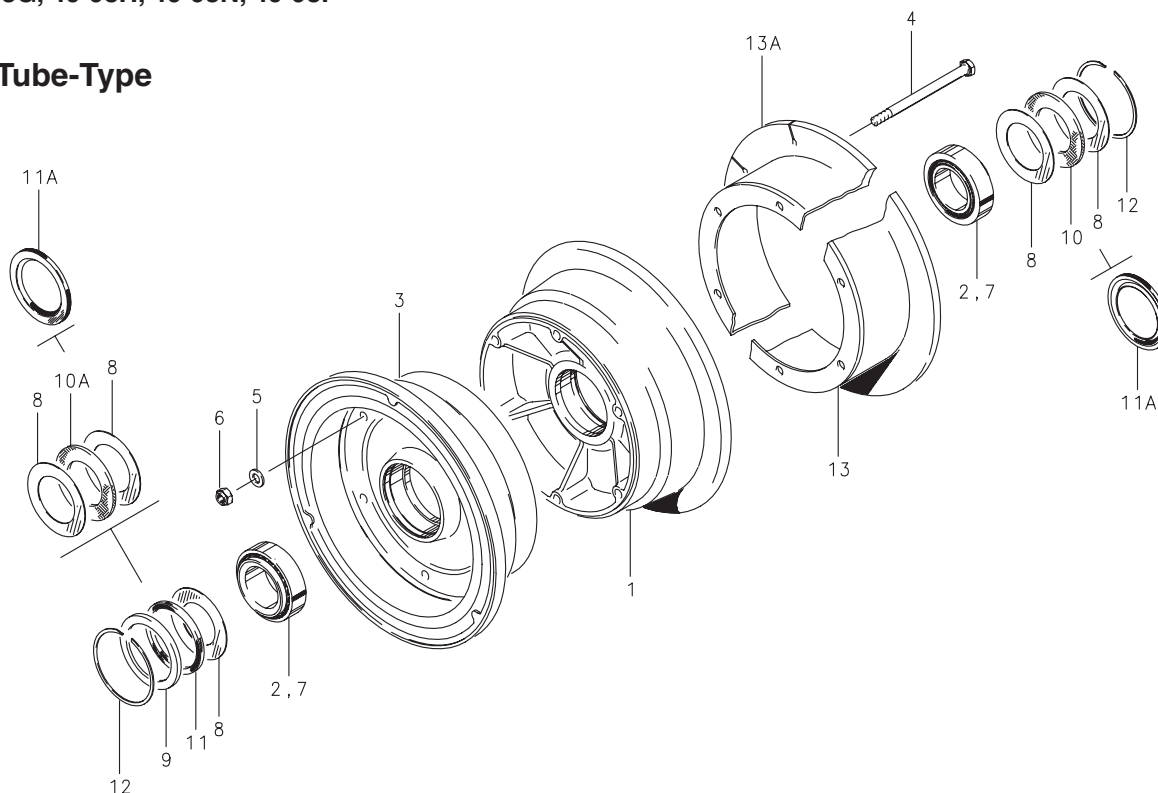
A) 40-47

FIG.	PART NUMBER	DESCRIPTION	QTY. PER ASSY.
1	161-02200	Inner Wheel Half Assy.	1
2	214-00100	Cup-Bearing	1
3	162-02000	Outer Wheel Half Assy.	1
2	214-00100	Cup-Bearing	1
4	164-01100	Brake Disc Assy.	1
5	103-20600	Bolt (AN5-50A)	6
6	095-10500	Washer (AN960-516)	12
7	094-10400	Nut (MS21044-N5)	6
8	214-00200	Cone-Bearing	2
9	158-00300	Hub Cap	1
10	153-00400	Ring-Grease Seal	2
11	154-00300	Felt-Grease Seal	1
12	155-00100	Snap Ring	2

**Illustrated Parts List**

40-98, 40-98A, 40-98D, 40-98E, 40-98F,  
40-98G, 40-98H, 40-98N, 40-98P

**Tube-Type**



**Assy. Number**

A) 40-98

B) 40-98A

C) 40-98D

D) 40-98E

E) 40-98F

F) 40-98G

G) 40-98H

H) 40-98N (1)

I) 40-98P

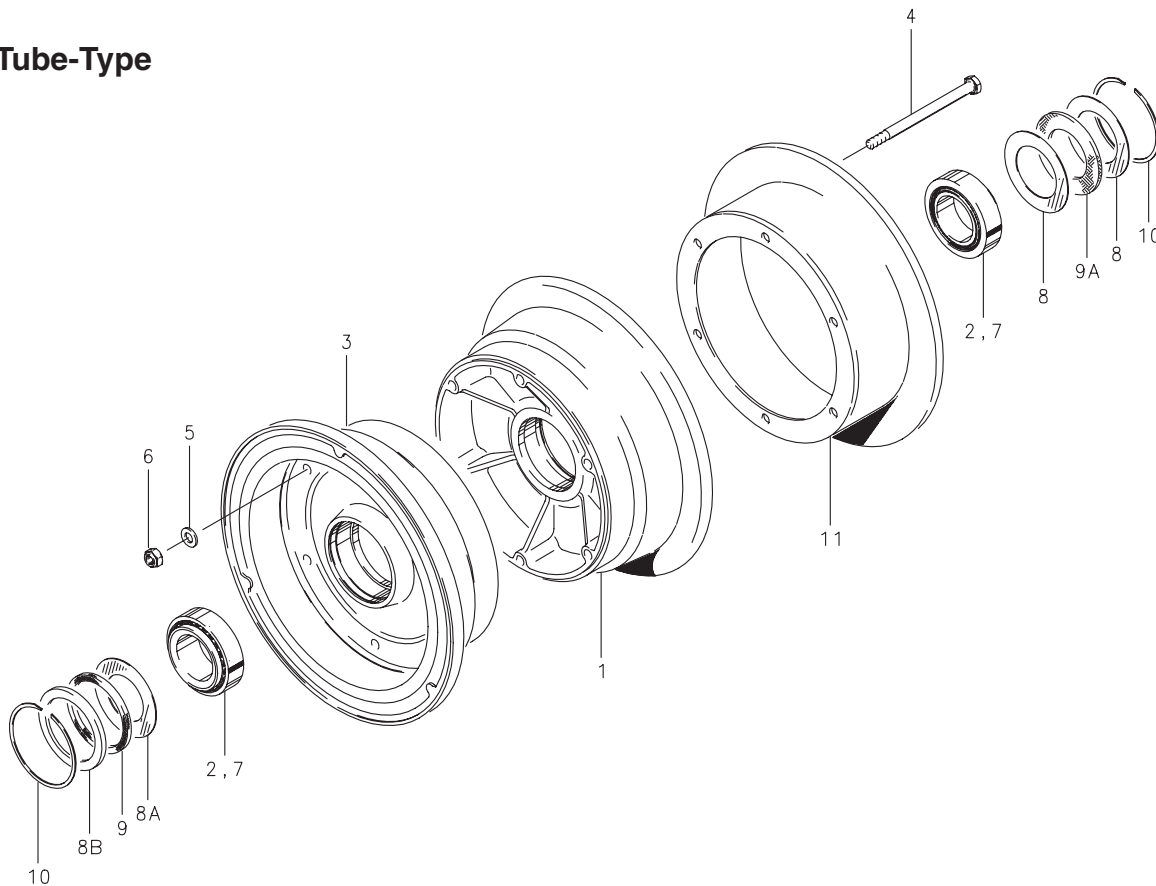
**NOTES:**

(1) Inactive assembly – spares support only for parts listed.

FIG.	PART NUMBER	DESCRIPTION	QTY. PER ASSY.								
			A	B	C	D	E	F	G	H	I
1	161-02300	Inner Wheel Half Assy.	1	1	1			1		1	1
	161-05300	Inner Wheel Half Assy.				1	1				
	161-02311	Inner Wheel Half Assy.							1		
2	214-00100	Cup-Bearing	1	1	1	1	1	1	1	1	1
	3	162-02100	Outer Wheel Half Assy.	1					1		1
		162-08500	Outer Wheel Half Assy.							1	
		162-04800	Outer Wheel Half Assy.		1	1					1
	162-05100	Outer Wheel Half Assy.				1	1				
2	214-00100	Cup-Bearing	1	1	1	1	1	1	1	1	
4	103-20400	Bolt (AN5-35A)	6	6	6	6	6	6	6	6	
5	095-10500	Washer (AN960-516)	6	6	6	6	6	6	6	6	
6	094-10400	Nut (MS21044-N5)	6	6	6	6	6	6	6	6	
7	214-00200	Cone-Bearing	2	2	2	2	2	2	2	2	
	8	153-00900	Ring-Grease Seal	2			2				2
		153-00300	Ring-Grease Seal	1	1		1	1		1	1
		153-00400	Ring-Grease Seal		2			2		2	
	153-01600	Ring-Grease Seal			4						
9	153-01500	Ring-Grease Seal	1	1		1	1		1	1	
10	154-00300	Felt-Grease Seal		1	1		1		1	1	
10A	154-01400	Felt-Grease Seal	1		1	1				1	
11	154-01300	Felt-Grease Seal	1	1		1	1		1	1	
11A	154-03000	Molded Grease Seal						2			
12	155-00100	Snap-Ring	2	2	2	2	2	2	2	2	
	164-02706	Brake Disc	1				1	1			
	164-02707	Brake Disc		1	1					1	
	164-05006	Brake Disc				1					
13A	164-08406	Brake Disc (Slotted)							1	1	

40-111, 40-111A

**Tube-Type**



**Assy. Number**

A) 40-111 (1) (3)

B) 40-111A

**NOTES:**

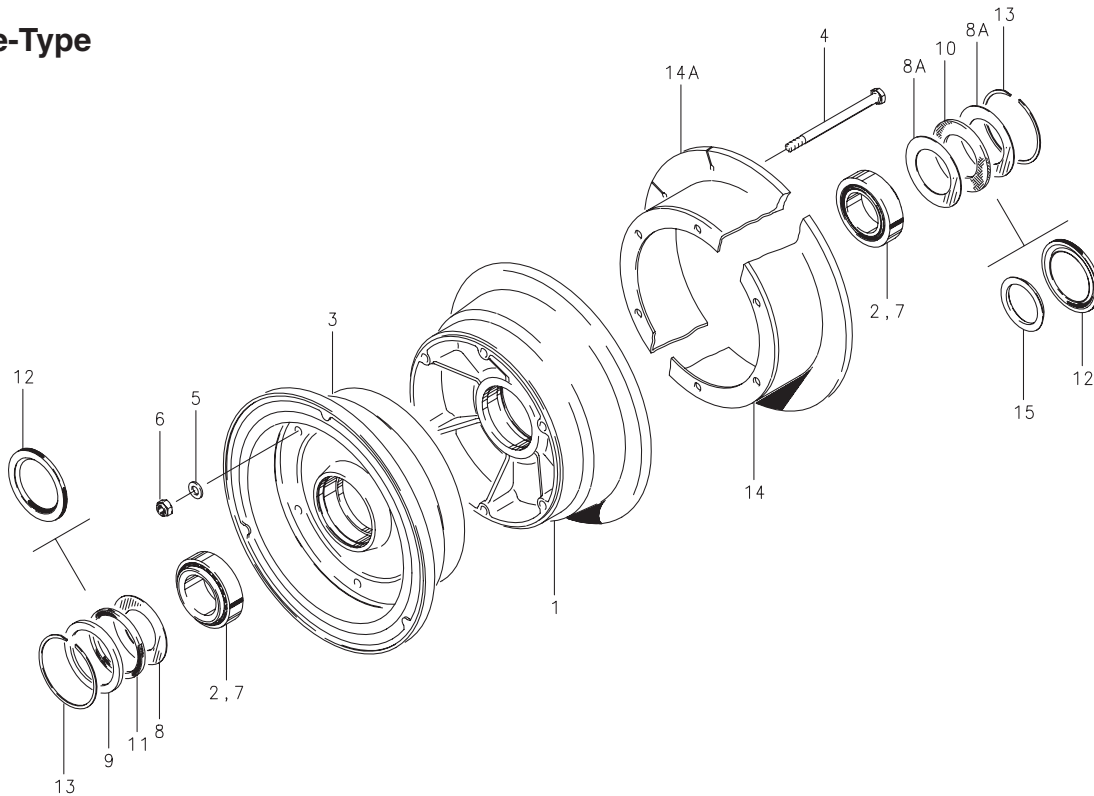
- (1) Inactive assembly – spares support only for parts listed.
- (2) Inactive part – no longer available for spares support.
- (3) 40-111 superseded by 40-111A.

FIG.	PART NUMBER	DESCRIPTION	QTY. PER ASSY.	
			A	B
1	(2)	Inner Wheel Half Assy.	1	
	161-06401	Inner Wheel Half Assy.		1
2	214-00100	Cup-Bearing	1	1
3	(2)	Outer Wheel Half Assy.	1	
	162-06001	Outer Wheel Half Assy.		1
2	214-00100	Cup-Bearing	1	1
4	103-20400	Bolt (AN5-35A)	6	6
5	095-10500	Washer (AN960-516)	6	6
6	094-10400	Nut (MS21044-N5)	6	6
7	214-00200	Cone-Bearing	2	2
8	153-00900	Ring-Grease Seal	2	2
8A	153-00300	Ring-Grease Seal	1	1
8B	153-01500	Ring-Grease Seal	1	1
9	154-01300	Felt-Grease Seal	1	1
9A	154-01400	Felt-Grease Seal	1	1
10	155-00100	Snap Ring	2	2
11	164-06506	Brake Disc	1	1
	067-03400	Axle Spacer (not shown)	1	1



40-124, 40-128, 40-128C, 40-128D, 40-128E

**Tube-Type**



**Assy. Number**

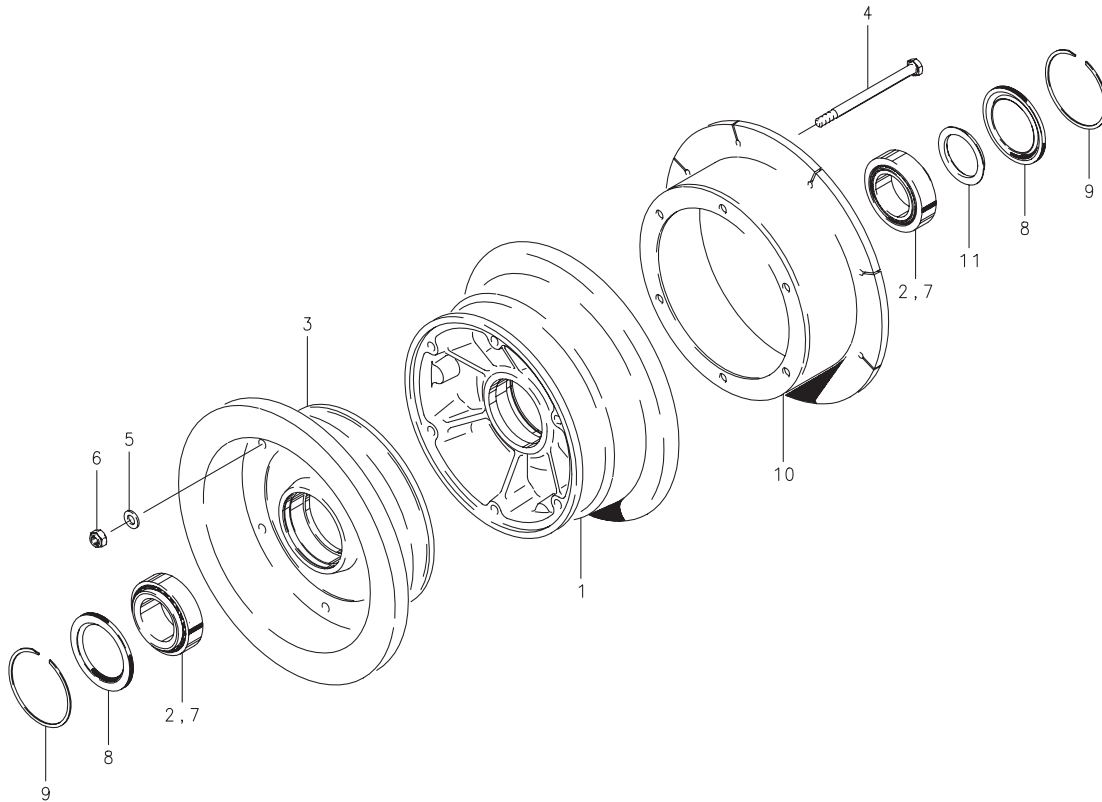
- A) 40-124
- B) 40-128
- C) 40-128C
- D) 40-128D
- E) 40-128E

\* Note dust shield and attaching hardware not shown in illustration.

FIG.	PART NUMBER	DESCRIPTION	QTY. PER ASSY.				
			A	B	C	D	E
1	161-02301	Inner Wheel Half Assy.		1		1	
	161-05300	Inner Wheel Half Assy.	1		1		1
2	214-00100	Cup-Bearing	1	1	1	1	1
3	162-02101	Outer Wheel Half Assy.		1		1	
	162-05100	Outer Wheel Half Assy.	1		1		
	162-04800	Outer Wheel Half Assy.					1
2	214-00100	Cup-Bearing	1	1	1	1	1
4	103-21700	Bolt	6	6	6	6	6
5	095-10500	Washer (AN960-516)	6	6	6	6	
	095-10700	Washer (AN960-516L)					6
6	094-10400	Nut-Lock (MS21044-N5)	6	6	6	6	6
7	214-00200	Cone-Bearing	2	2	2	2	2
8	153-00300	Ring-Grease Seal	1	1	1		1
	153-00400	Ring-Grease Seal					2
8A	153-00900	Ring-Grease Seal	2	2	2		
9	153-01500	Ring-Grease Seal	1	1	1		1
10	154-01400	Felt-Grease Seal	1	1	1		
	154-00300	Felt-Grease Seal					1
11	154-01300	Felt-Grease Seal	1	1	1		1
12	154-03000	Molded Grease Seal				2	
13	155-00100	Snap Ring	2	2	2	2	2
14	164-05006	Brake Disc	1		1		
	164-23300	Brake Disc					1
14A	164-06106	Brake Disc (Slotted)		1		1	
15	067-03400	Axle Spacer		1		1	
*	102-00600	Screw					3
*	157-01000	Dust Shield					1
*	095-15100	Washer (MS35333-38)					3

40-171

**Tube-Type**



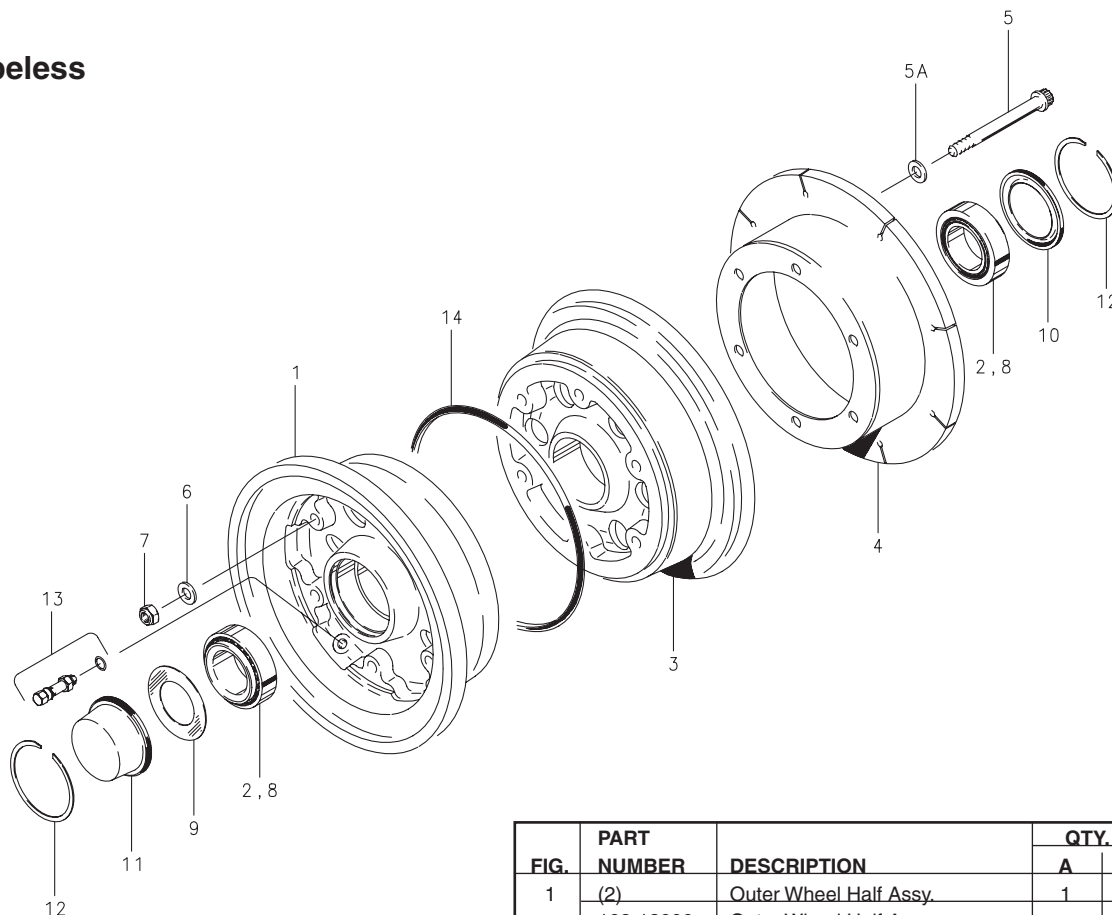
**Assy. Number**

A) 40-171

FIG.	PART NUMBER	DESCRIPTION	QTY. PER ASSY.
			A
1	161-10300	Inner Wheel Half Assy.	1
2	214-00100	Cup-Bearing	1
3	162-09500	Outer Wheel Half Assy.	1
2	214-00100	Cup-Bearing	1
4	103-21700	Bolt	6
5	095-10500	Washer (AN960-516)	6
6	094-10400	Nut (MS21044-N5)	6
7	214-00200	Cone Bearing	2
8	154-03000	Molded Grease Seal	2
9	155-00100	Snap Ring	2
10	164-20806	Brake Disc (Slotted)	1
11	067-03400	Axle Spacer	1

40-172, 40-258, 40-289

**Tubeless**



**Assy. Number**

- A) 40-172 (1)
- B) 40-258 (1)
- C) 40-289 (3)

**NOTES:**

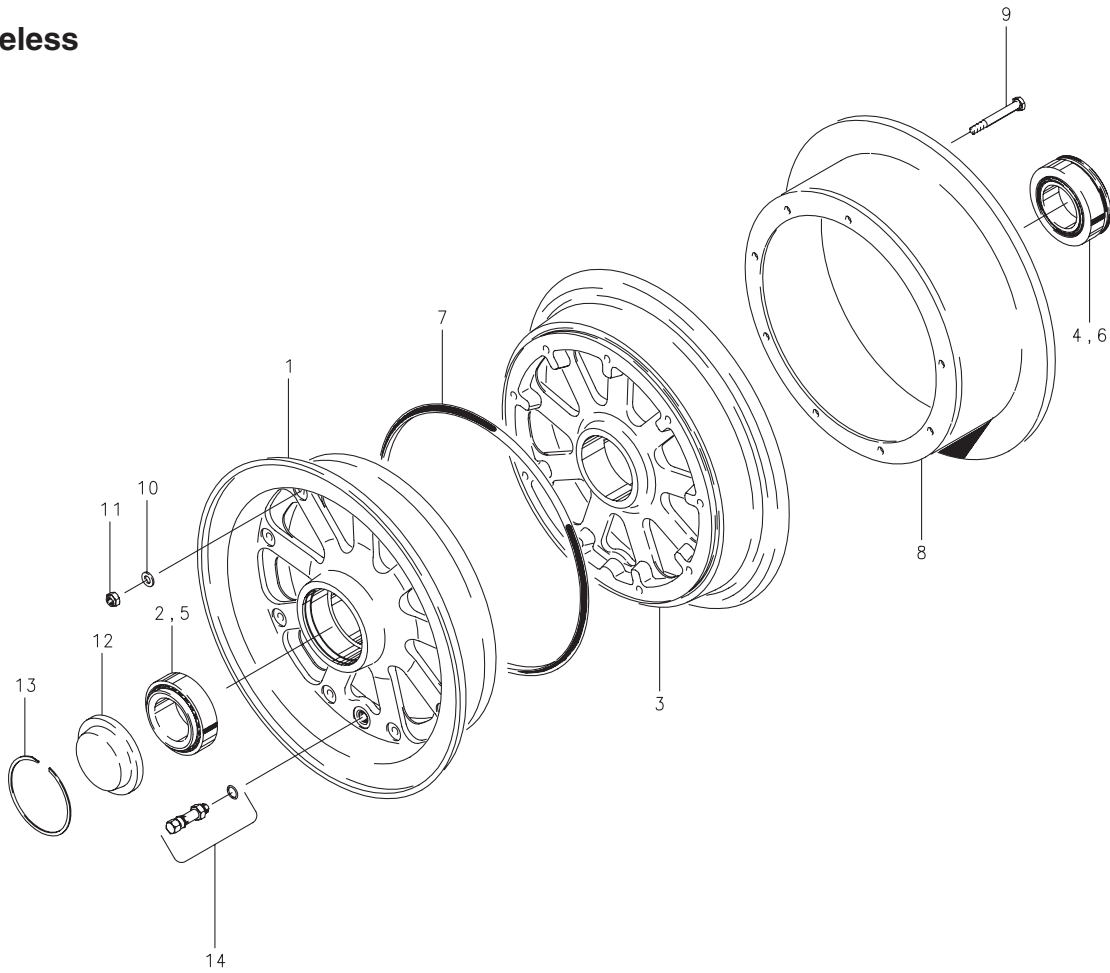
- (1) Inactive assembly – spares support only for parts listed.
- (2) Inactive part – no longer available for spares support.
- (3) 40-289 supersedes 40-172.

FIG.	PART NUMBER	DESCRIPTION	QTY. PER ASSY.		
			A	B	C
1	(2)	Outer Wheel Half Assy.	1	1	
	162-18000	Outer Wheel Half Assy.			1
2	214-01300	Cup-Bearing	1	1	
	214-06300	Cup-Bearing			1
3	(2)	Inner Wheel Half Assy.	1	1	
	161-18000	Inner Wheel Half Assy.			1
2	214-01300	Cup-Bearing	1	1	
	214-06300	Cup-Bearing			1
4	164-21000	Brake Disc (Slotted)	1	1	1
5	103-32300	Bolt (MS21250-06042)	6	6	
	103-32900	Bolt (MS21250-06044)			6
5A	095-03100	Washer (MS20002C6)	6	6	
	095-14900	Washer (MS14155-06)			6
6	095-10600	Washer (AN960-616)	6	6	
	095-14900	Washer (MS14155-06)			6
7	094-91500	Nut (MS21045-6S)	6	6	
	094-15800	Nut (NAS1804-6N)			6
8	214-01400	Cone-Bearing	2	2	
	214-00200	Cone-Bearing			2
9	153-00300	Ring-Grease Seal	1	1	
	153-04200	Ring-Grease Seal			1
10	154-03600	Molded Grease Seal	1	1	1
11	158-02000	Hub Cap-Sealed	1	1	1
12	155-00100	Snap Ring	2	2	2
13	160-00700	Air Valve Assy.	1	1	1
14	101-26600	O-Ring (MS28775-261)	1	1	1



40-255

**Tubeless**



**Assy. Number**

A) 40-255

FIG.	PART NUMBER	DESCRIPTION	QTY. PER ASSY.
			A
1	162-14800	Outer Wheel Half Assy.	1
2	214-01300	Cup-Bearing	1
3	161-15900	Inner Wheel Half Assy.	1
4	214-03700	Cup-Bearing (Inner)	1
5	214-01400	Cone-Bearing	1
6	214-03800	Cone-Bearing (Inner)	1
7	101-09700	O-Ring (MS28775-269)	1
8	164-03106	Brake Disc	1
9	103-00400	Bolt (AN4H-20A)	9
10	095-10400	Washer (AN960-416)	9
11	094-01200	Nut (MS21042-4)	9
12	158-00300	Hub Cap	1
13	155-00100	Snap Ring	1
14	160-00700	Air Valve Assy.	1

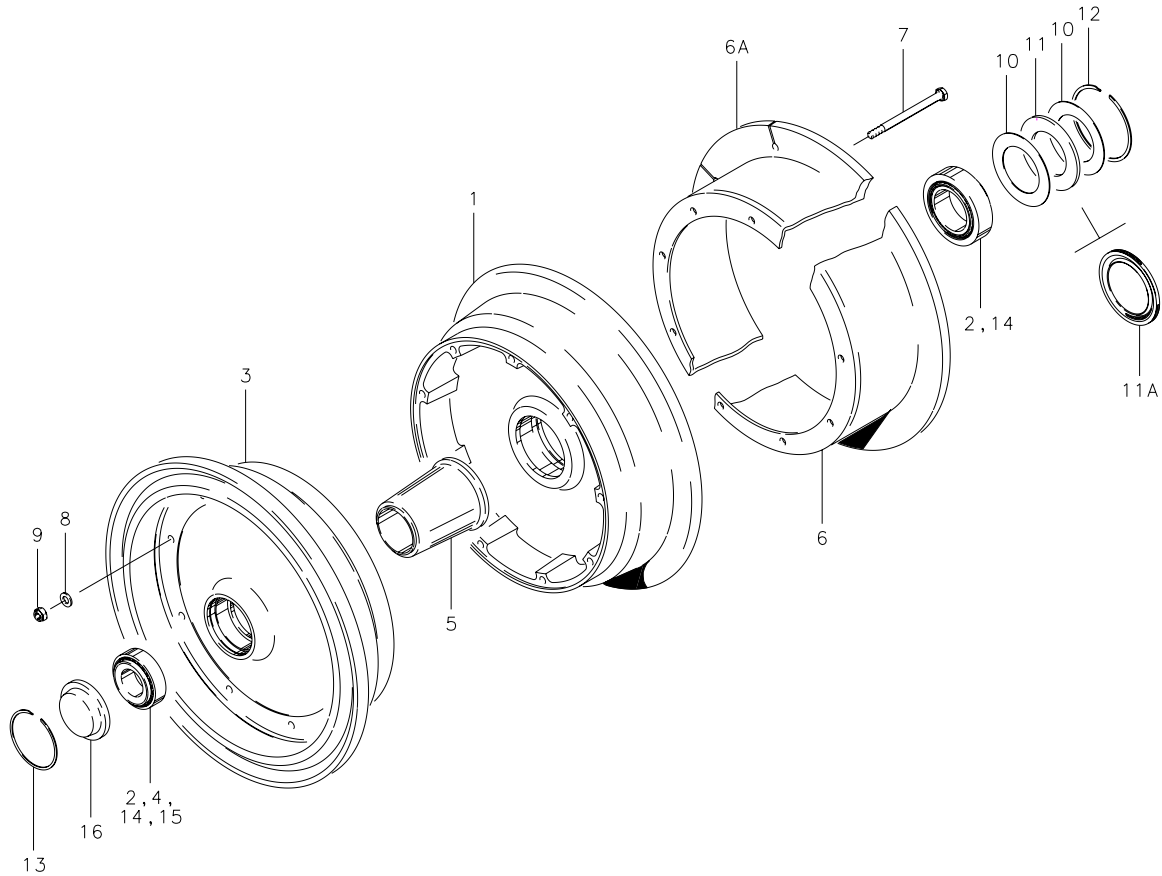
**Illustrated Parts List**

---

**This page intentionally left blank**

40-40A, 40-40B, 40-40C, 40-102, 40-102A,  
40-130, 40-135, 40-196, 40-256

**Tube-Type**



**Illustrated Parts List**

40-40A, 40-40B, 40-40C, 40-102, 40-102A,  
40-130, 40-135, 40-196, 40-256

**Tube-Type**

FIG.	PART NUMBER	DESCRIPTION	QTY. PER ASSY.								
			A	B	C	D	E	F	G	H	I
1	161-01900	Inner Wheel Half Assy.				1	1	1		1	
	161-01901	Inner Wheel Half Assy.	1	1	1				1		1
2	214-01300	Cup-Bearing	1	1	1	1	1	1	1	1	1
3	162-01700	Outer Wheel Half Assy.	1	1	1				1		1
	162-03500	Outer Wheel Half Assy.				1	1	1		1	
4	214-00900	Cup-Bearing	1	1	1				1		1
2	214-01300	Cup-Bearing				1	1	1		1	
5	067-00600	Spacer	1	1	1				1		1
	067-12000	Spacer				1	1	1		1	
6	164-00806	Brake Disc	1		1						
	164-03506	Brake Disc				1					
	164-04406	Brake Disc					1				
	164-03106	Brake Disc								1	
	164-01406	Brake Disc		1							
	164-03006	Brake Disc									1
6A	164-06406	Brake Disc (Slotted)							1		
	164-07906	Brake Disc (Slotted)						1			
7	103-11400	Bolt (AN4-32A)				9	9	9		9	
	103-15500	Bolt	9	9	9				9	9	9
8	095-10400	Washer (AN960-416)	9	9	9	9	9	9	9	9	9
	095-10200	Washer (AN960-416L)				9	9	9		9	
9	094-10300	Nut (MS21044-N4)				9	9	9		9	
	094-10301	Nut (MS21045-4S)	9	9	9				9		9
10	153-00900	Ring-Grease Seal		2						2	
	153-01600	Ring-Grease Seal			2	2	2	2			
11	154-00300	Felt-Grease Seal								1	
	154-00800	Felt-Grease Seal		1	1						
	154-01600	Felt-Grease Seal				1	1	1			
11A	154-03000	Molded Grease Seal	1						1		
	154-03600	Molded Grease Seal									1
12	155-00100	Snap Ring	1	1	1	2	2	2	1	1	1
13	155-00600	Snap Ring	1	1	1				1		1
14	214-01400	Cone-Bearing	1	1	1	2	2	2	1	2	1
15	214-01000	Cone-Bearing	1	1	1				1		1
16	158-00800	Hub Cap	1	1	1				1		1
	158-00300	Hub Cap				1	1	1		1	

**Assy. Number**

- A) 40-40A
- B) 40-40B
- C) 40-40C
- D) 40-102
- E) 40-102A
- F) 40-130
- G) 40-135 (1) (2)
- H) 40-196 (3)
- I) 40-256

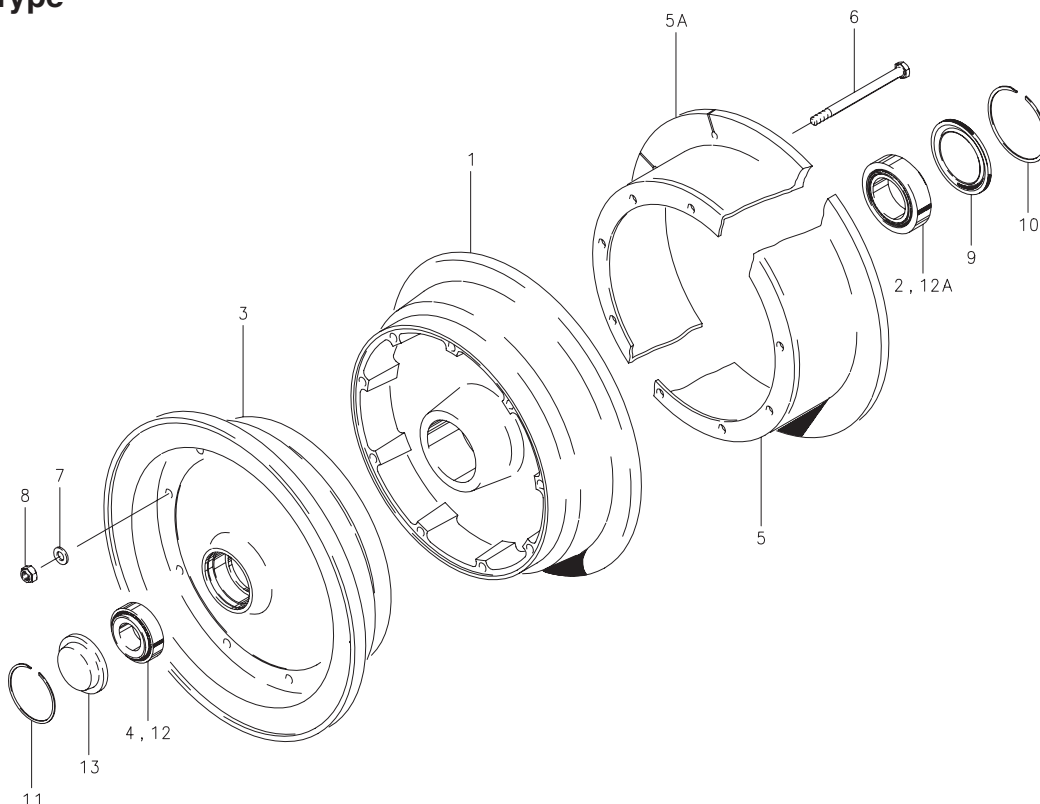
**NOTES:**

- (1) Inactive assembly – spares support only for parts listed.
- (2) 40-135 superseded by 40-135A.
- (3) This wheel is not FAA TSO approved – order from airframe manufacturer only.



40-40D, 40-135A

**Tube-Type**



**Assy. Number**

A) 40-40D

B) 40-135A (1)

**NOTES:**

(1) Optional high strength hardware:	Qty
103-24200 Bolt (MS21250-05044)	9
095-02800 Washer (MS20002C5)	18
094-13200 Nut	9

Above hardware must be used together to maintain proper grip on bolts – DO NOT mix with AN hardware.

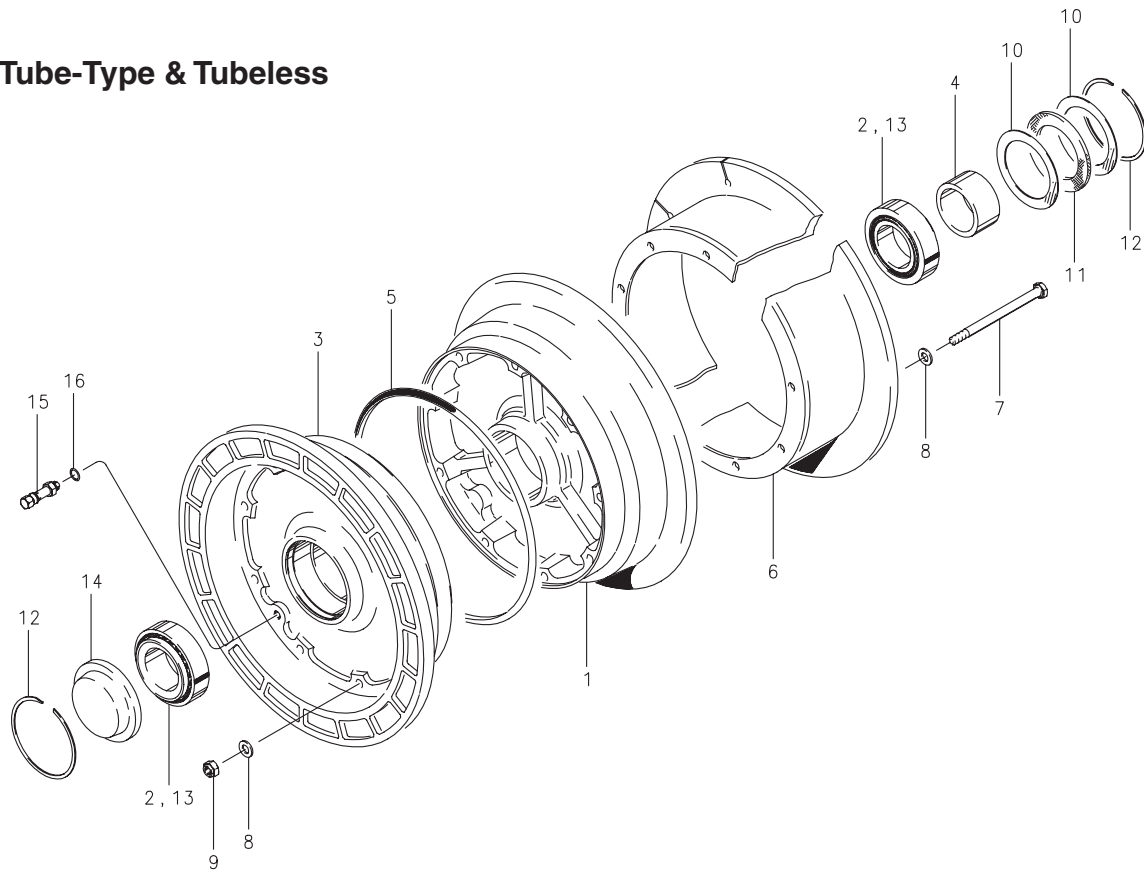
Refer to PRM41 for installation instructions.

FIG.	PART NUMBER	DESCRIPTION	QTY. PER ASSY.	
			A	B
1	161-09900	Inner Wheel Half Assy.	1	1
2	214-01300	Cup-Bearing	1	1
3	162-09300	Outer Wheel Half Assy.	1	1
4	214-03400	Cup-Bearing	1	1
5	164-20206	Brake Disc	1	
5A	164-20306	Brake Disc (Slotted)		1
6	103-22400	Bolt (AN5-32A)	9	9
7	095-10500	Washer (AN960-516)	9	9
8	094-10400	Nut (MS21044-N5)	9	9
9	154-03000	Molded Grease Seal	1	1
10	155-00100	Snap Ring	1	1
11	155-00600	Snap Ring	1	1
12	214-01000	Cone-Bearing	1	1
12A	214-01400	Cone-Bearing	1	1
13	158-00800	Hub Cap	1	1



40-106, 40-106A, 40-132, 40-141

**Tube-Type & Tubeless**



**Assy. Number**

- A) 40-106 (1)
- B) 40-106A (1)
- C) 40-132 (2)
- D) 40-141 (1)

**NOTES:**

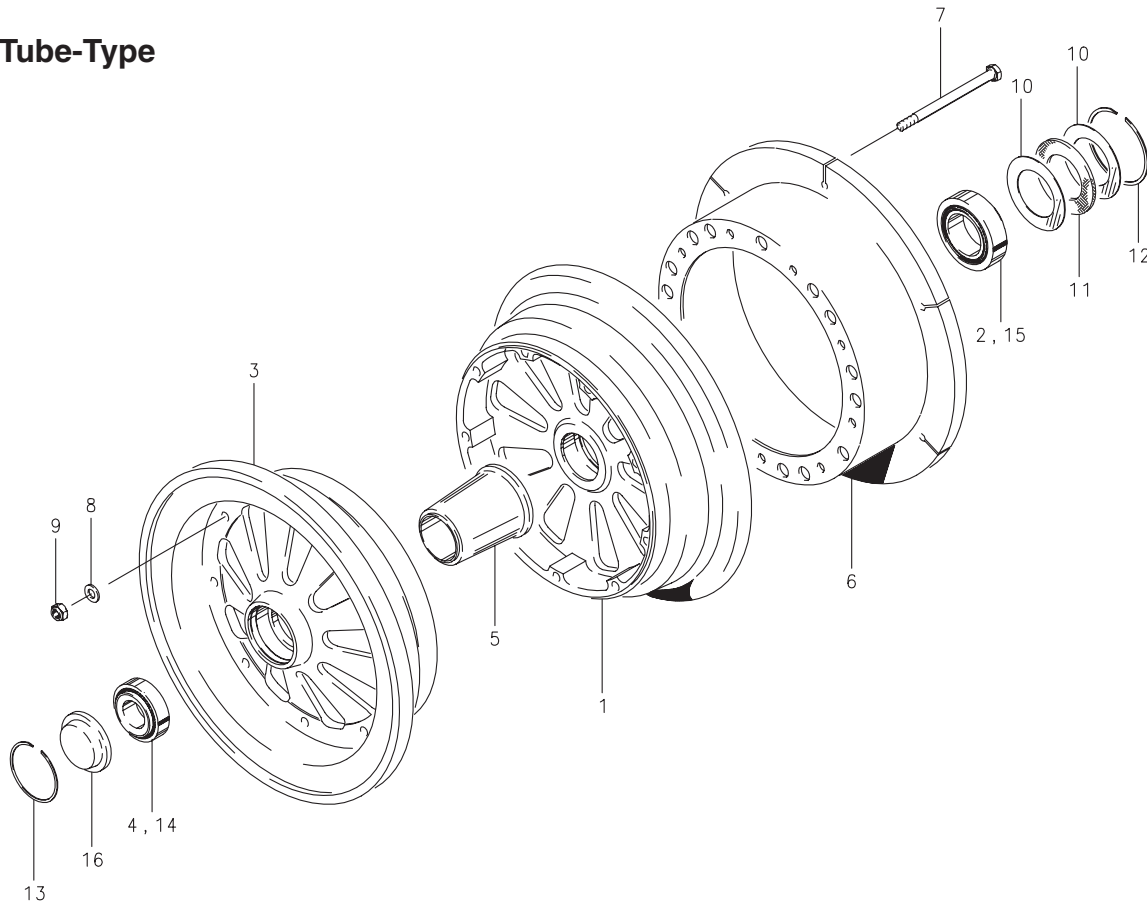
- (1) Use tube-type tires.
- (2) Use tubeless tires.

FIG.	PART NUMBER	DESCRIPTION	QTY. PER ASSY.			
			A	B	C	D
1	161-05900	Inner Wheel Half Assy.			1	
	161-07200	Inner Wheel Half Assy.	1	1		1
2	214-02900	Cup-Bearing	1	1	1	1
3	162-05500	Outer Wheel Half Assy.			1	
	162-06701	Outer Wheel Half Assy.		1		
	162-06700	Outer Wheel Half Assy.	1			1
2	214-02900	Cup-Bearing	1	1	1	1
4	067-03900	Spacer	1	1		1
5	101-09700	O-Ring (MS28775-269)			1	
6	164-03906	Brake Disc	1	1		
6A	164-09100	Brake Disc (Slotted)			1	
	164-07700	Brake Disc (Slotted)				1
7	103-20400	Bolt (AN5-35A)	9	9		9
	103-21400	Bolt (AN5-37A)			9	
8	095-10500	Washer (AN960-516)	18	18		18
	095-10700	Washer (AN960-516L)			18	
9	094-10400	Nut (MS21044-N5)	9	9	9	9
10	153-01900	Ring-Grease Seal	2	2	2	2
11	154-02600	Felt-Grease Seal	1	1	1	1
12	155-04400	Snap Ring	2	2	2	2
13	214-02800	Cone-Bearing	2	2	2	2
14	158-01300	Hub Cap	1	1	1	1
15	160-01900	Air Valve Assy.			1	
16	101-50354	O-Ring (MS28775-010)			1	



40-138A

**Tube-Type**



**Assy. Number**

A) 40-138A (1)

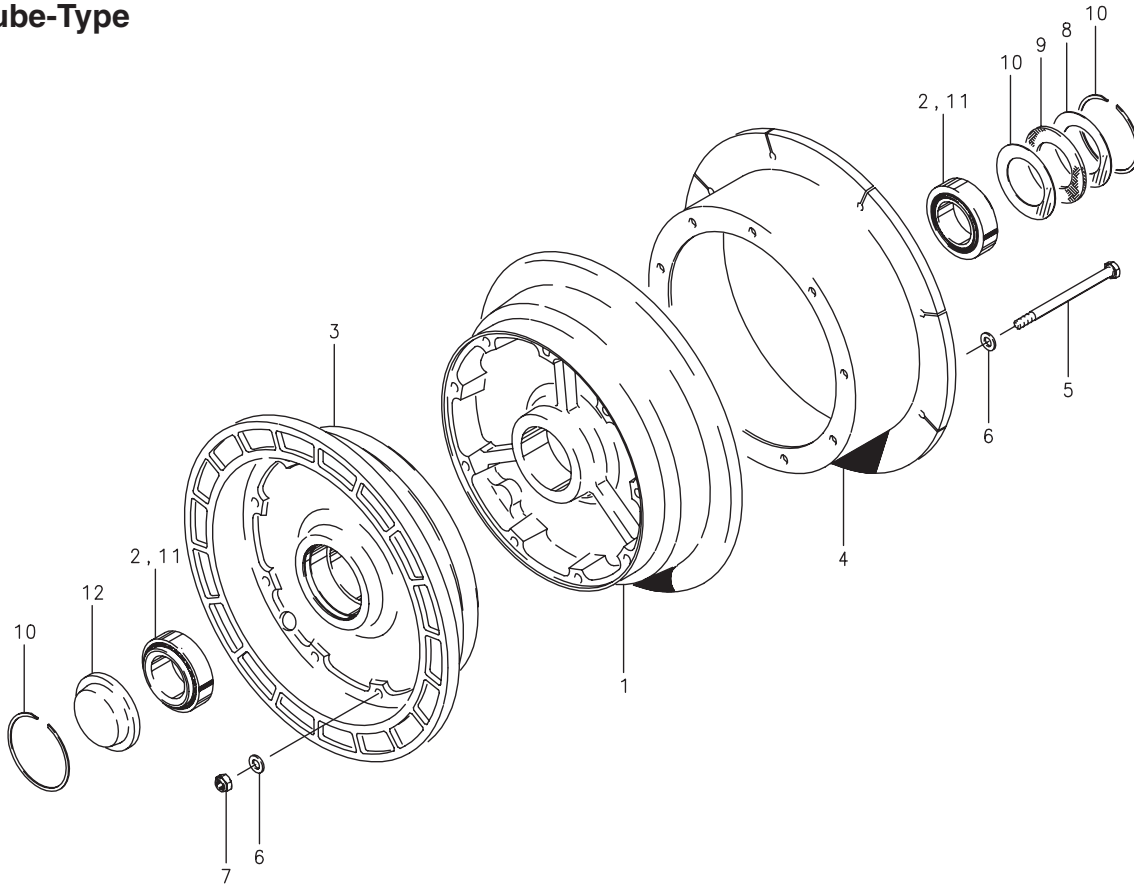
NOTES:

(1) 40-138A supersedes 40-138.

FIG.	PART NUMBER	DESCRIPTION	QTY. PER ASSY.
			A
1	161-11200	Inner Wheel Half Assy.	1
2	214-01300	Cup-Bearing	1
3	162-10200	Outer Wheel Half Assy.	1
4	214-03400	Cup-Bearing	1
5	067-00600	Spacer	1
6	164-05500	Brake Disc (Slotted)	1
7	103-21800	Bolt (AN5-34A)	9
8	095-10500	Washer (AN960-516)	9
9	094-10400	Nut (MS21044-N5)	9
10	153-00900	Ring-Grease Seal	2
11	154-00800	Felt-Grease Seal	1
12	155-00100	Snap Ring	1
13	155-00600	Snap Ring	1
14	214-01000	Cone-Bearing	1
15	214-01400	Cone-Bearing	1
16	158-00800	Hub Cap	1

40-162, 40-195

**Tube-Type**



**5**

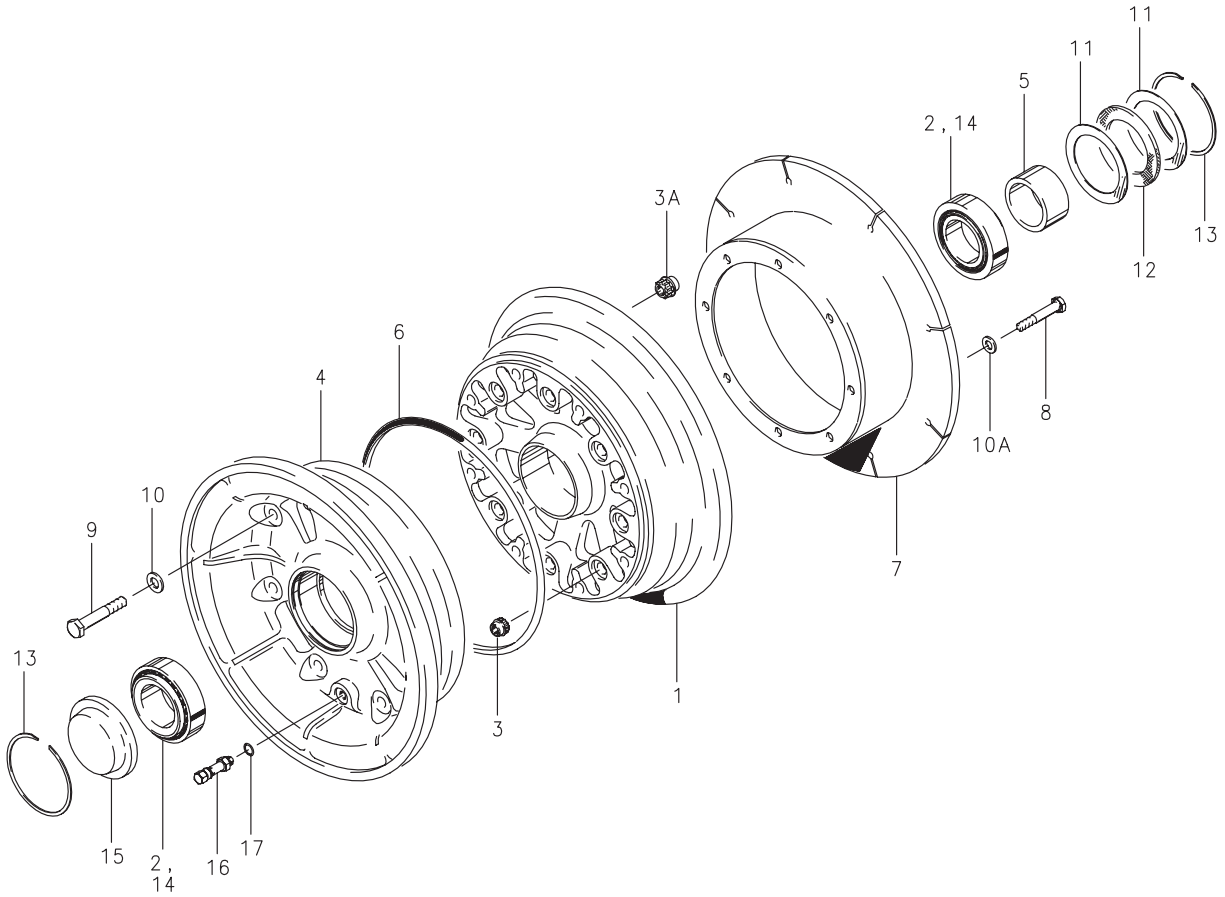
**Assy. Number**

- A) 40-162
- B) 40-195

FIG.	PART NUMBER	DESCRIPTION	QTY. PER ASSY.	
			A	B
1	161-09500	Inner Wheel Half Assy.	1	1
2	214-01300	Cup-Bearing	1	1
3	162-08900	Outer Wheel Half Assy.	1	1
2	214-01300	Cup-Bearing	1	1
4	164-07700	Brake Disc (Slotted)	1	
	164-21900	Brake Disc (Slotted)		1
5	103-20400	Bolt (AN5-35A)	9	9
6	095-10500	Washer (AN960-516)	18	18
7	094-10400	Nut (MS21044-N5)	9	9
8	153-01600	Ring-Grease Seal	2	2
9	154-01600	Felt-Grease Seal	1	1
10	155-00100	Snap Ring	2	2
11	214-01400	Cone-Bearing	2	2
12	158-00300	Hub Cap	1	1

40-166, 40-167, 40-169

**Tube-Type & Tubeless**



40-166, 40-167, 40-169

## Tube-Type &amp; Tubeless

FIG.	PART NUMBER	DESCRIPTION	QTY. PER ASSY.		
			A	B	C
1	161-07300	Inner Wheel Half Assy. (2)	1		
	161-08000	Inner Wheel Half Assy. (3)	1	1	
	161-10100	Inner Wheel Half Assy. (2)		1	
	161-10200	Inner Wheel Half Assy. (2)			1
	161-10900	Inner Wheel Half Assy. (3)			1
2	214-02900	Cup-Bearing	1	1	1
3	094-00600	Spline-Nut	8	8	16
3A	094-00800	Spline-Nut	8	8	
4	162-07500	Outer Wheel Half Assy.	1		
	162-09600	Outer Wheel Half Assy.		1	
	162-09400	Outer Wheel Half Assy.			1
2	214-02900	Cup-Bearing	1	1	1
5	067-03900	Spacer	1	1	
6	101-09700	O-Ring (MS28775-269)	1		1
	164-07400	Brake Disc (Slotted)	1		
	164-20600	Brake Disc (Slotted)		1	
7	164-20700	Brake Disc (Slotted)			1
	103-20300	Bolt (AN5-15A)	8	8	8
9	103-31100	Bolt (AN6-20A)	8	8	
	103-22600	Bolt (MS21250-05016)			8
10	095-10600	Washer (AN960-616)	8	8	
	095-02800	Washer (MS20002C5)			8
10A	095-10700	Washer (AN960-516L)	8	8	
11	153-01900	Ring-Grease Seal	2	2	
12	154-02600	Felt-Grease Seal	1	1	
	154-03400	Molded Grease Seal			1
13	155-04400	Snap Ring	2	2	2
14	214-02800	Cone-Bearing	2	2	2
15	158-01300	Hub Cap	1	1	1
16	160-00700	Air Valve Assy.	1		1
17	101-50354	O-Ring (MS28775-010)	1		1

## Assy. Number

A) 40-166 (1)

B) 40-167 (4)

C) 40-169 (1)

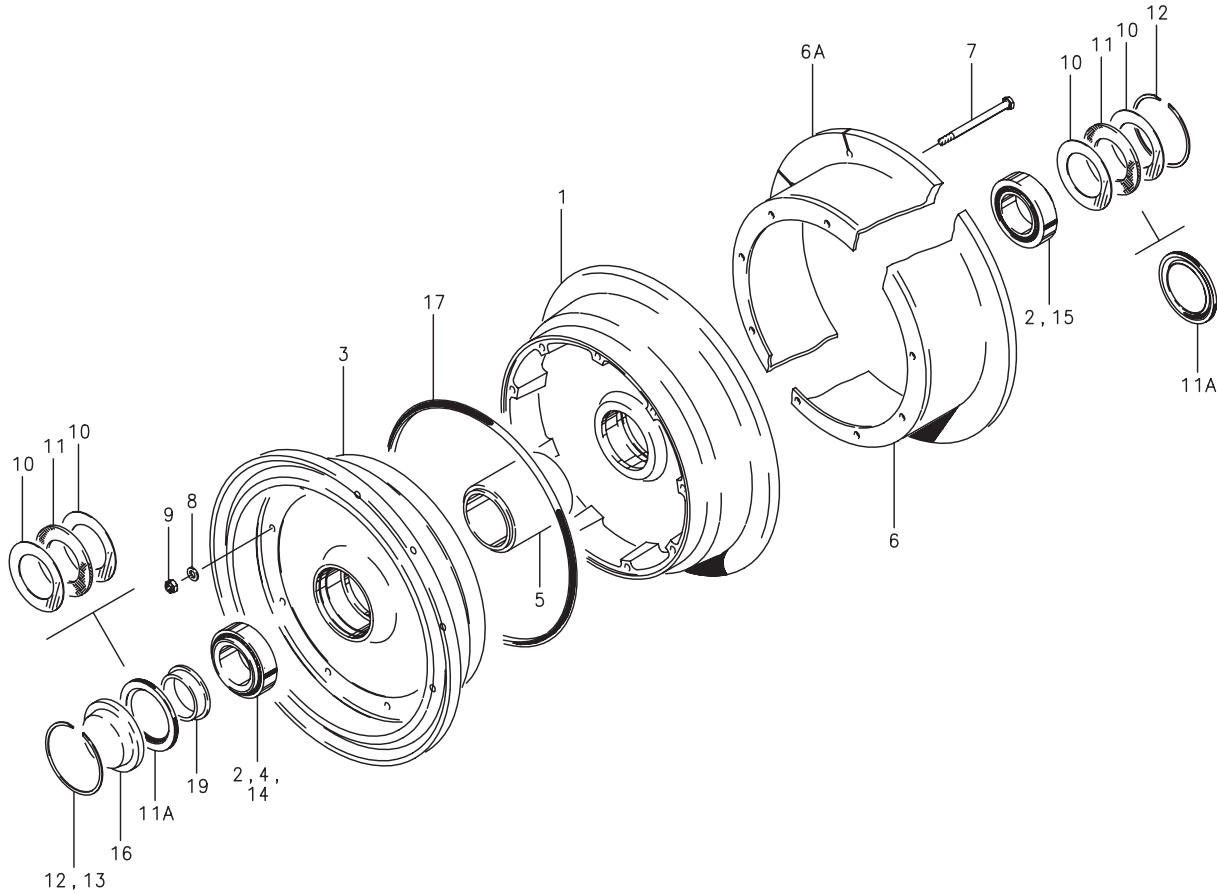
## NOTES:

- (1) Use tubeless tires.
- (2) Inner wheel half assy. with disc.
- (3) Inner wheel half assy. without disc.
- (4) Use type-type tires.

**Illustrated Parts List**

40-101, 40-101A, 40-101D, 40-101E, 40-129,  
40-134, 40-134A, 40-179, 40-179A, 40-223, 40-234

**Tube-Type**



**Illustrated Parts List**

40-101, 40-101A, 40-101D, 40-101E, 40-129,  
40-134, 40-134A, 40-179, 40-179A, 40-223, 40-234

**Tube-Type**

FIG.	PART NUMBER	DESCRIPTION	QTY. PER ASSY.											
			A	B	C	D	E	F	G	H	I	J	K	
1	161-03600	Inner Wheel Half Assy.	1	1									1	
	161-03601	Inner Wheel Half Assy.			1									
	161-05700	Inner Wheel Half Assy.					1							
	161-06300	Inner Wheel Half Assy.						1	1					
	161-12800	Inner Wheel Half Assy.								1	1			
2	214-01300	Cup-Bearing	1	1		1	1	1	1	1	1	1	1	1
	214-30795-1	Cup-Bearing			1									
3	162-03400	Outer Wheel Half Assy.	1	1		1							1	1
	162-03401	Outer Wheel Half Assy.			1									
	162-05400	Outer Wheel Half Assy.					1							
	162-05900	Outer Wheel Half Assy.						1	1					
	162-11800	Outer Wheel Half Assy.								1	1			
4	214-00900	Cup-Bearing					1	1	1					
2	214-01300	Cup-Bearing	1	1		1				1	1	1	1	
	214-30795-1	Cup-Bearing			1									
5	067-00600	Spacer					1	1	1					
	067-06300	Spacer	1	1	1	1				1	1	1	1	
6	164-03006	Brake Disc	1		1	1								
	164-03106	Brake Disc		1									1	
	164-05606	Brake Disc					1							1
6A	164-22201	Brake Disc (Slotted)								1	1			
	164-06306	Brake Disc (Slotted)						1	1					
7	103-11300	Bolt (AN4-40A)	9	9	9	9	9						9	9
	103-20800	Bolt (AN5-41A)							9	9				
	103-22300	Bolt (AN5-40A)									9	9		
8	095-10400	Washer (AN960-416)	9	9	9	9	9						9	9
	095-10500	Washer (AN960-516)						9	9	9	9			
9	094-10300	Nut (MS21044-N4)	9	9	9	9	9						9	9
	094-10400	Nut (MS21044-N5)						9	9	9	9			
10	153-00900	Ring-Grease Seal	2	2	2	2							4	2
	153-01600	Ring-Grease Seal					2	2	2					
11	154-01400	Felt-Grease Seal	1	1	1	1							2	1
	154-01600	Felt-Grease Seal					1	1	1					
11A	154-03000	Molded Grease Seal								2	1			
12	155-00100	Snap Ring	2	2	2	2	1	1	1	2	2	2	2	
13	155-00600	Snap Ring					1	1	1					
14	214-01000	Cone-Bearing					1	1	1					
	214-30795-2	Cone-Bearing			2									
15	214-01400	Cone-Bearing	2	2		2	1	1	1	2	2	2	2	
16	158-00300	Hub Cap	1	1	1									1
	158-00800	Hub Cap					1	1						
	158-01400	Hub Cap Assy.							1					
	158-02000	Hub Cap				1					1			
17	101-09700	O-Ring (MS28775-269)						1	1					
18	160-00900	Air Valve Assy.						1	1					
19	067-06700	Spacer (Outboard)								1	1			

**Assy. Number**

- A) 40-101
- B) 40-101A (3)
- C) 40-101D
- D) 40-101E
- E) 40-129
- F) 40-134 (1) (2)
- G) 40-134A (1) (2)
- H) 40-179
- I) 40-179A
- J) 40-223
- K) 40-234 (3)

**NOTES:**

- (1) Wheel size is 24 x 7.7; also suitable to use 7.50-10 and 8.50-10 tires.
- (2) Tubeless/Tube-Type convertible wheel.
- (3) This wheel is not FAA TSO approved – order from airframe manufacturer only.

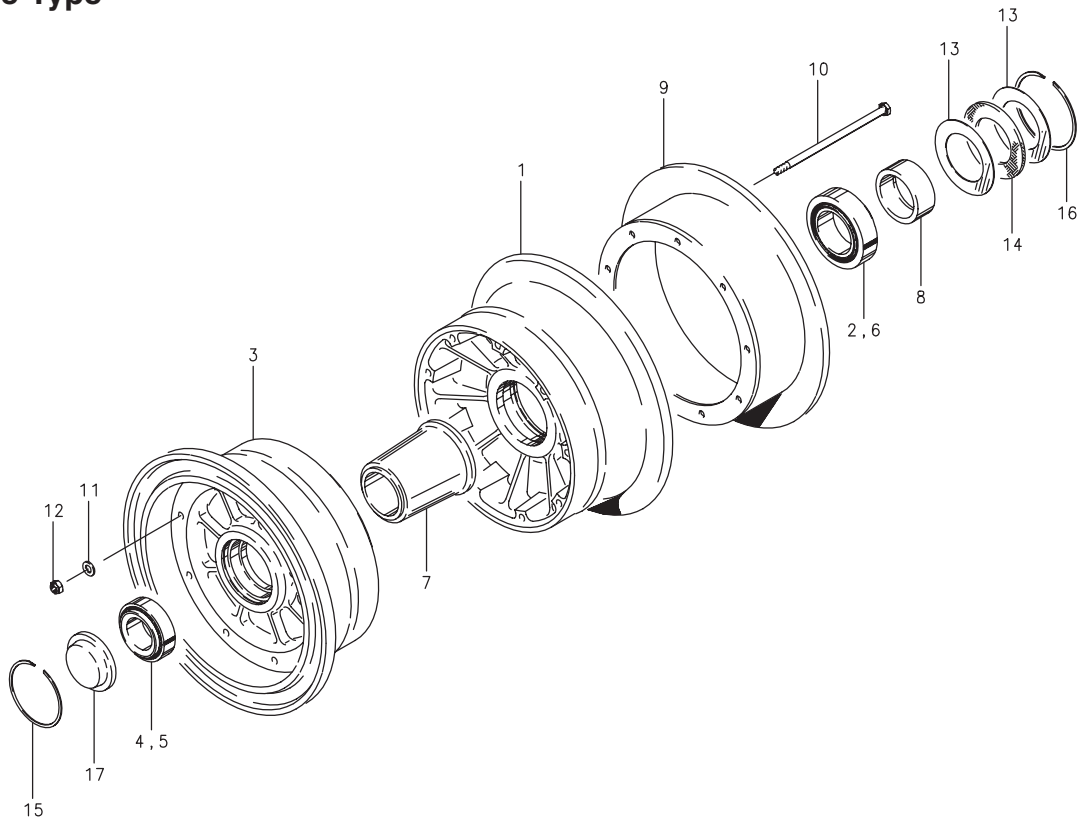


**Illustrated Parts List**

**Wheel Assembly – Main, External  
29 x 11.00-10**

40-133, 40-139, 40-175, 40-403

**Tube-Type**



**Assy. Number**

A) 40-133

B) 40-139 (1)

C) 40-175

D) 40-403

**NOTES:**

(1) This wheel is not FAA TSO approved – order from airframe manufacturer only.

FIG.	PART NUMBER	DESCRIPTION	QTY. PER ASSY.			
			A	B	C	D
1	161-06200	Inner Wheel Half Assy.	1		1	1
	161-07900	Inner Wheel Half Assy.		1		
2	214-03000	Cup-Bearing	1	1	1	
3	162-05800	Outer Wheel Half Assy.	1		1	1
	162-07400	Outer Wheel Half Assy.		1		
4	214-00700	Cup-Bearing	1	1	1	
5	214-00800	Cone-Bearing	1	1	1	1
6	214-03100	Cone-Bearing	1	1	1	1
7	067-03500	Spacer	1	1	1	1
8	067-03700	Axle Spacer	1		1	
9	164-05806	Brake Disc	1			
	164-07306	Brake Disc		1		
	164-21100	Brake Disc			1	
	164-22202	Brake Disc				1
10	103-21500	Bolt (AN5-71A)	9		9	9
	103-21900	Bolt (AN5-65A)		9		
11	095-10500	Washer (AN960-516)	9	9	9	9
12	094-10400	Nut (MS21044-N5)	9	9	9	9
13	153-02000	Ring-Grease Seal	2	2	2	2
14	154-02700	Felt-Grease Seal	1	1	1	1
15	155-04400	Snap Ring	1	1	1	1
16	155-04500	Snap Ring	1	1	1	1
17	158-01300	Hub Cap	1	1	1	1

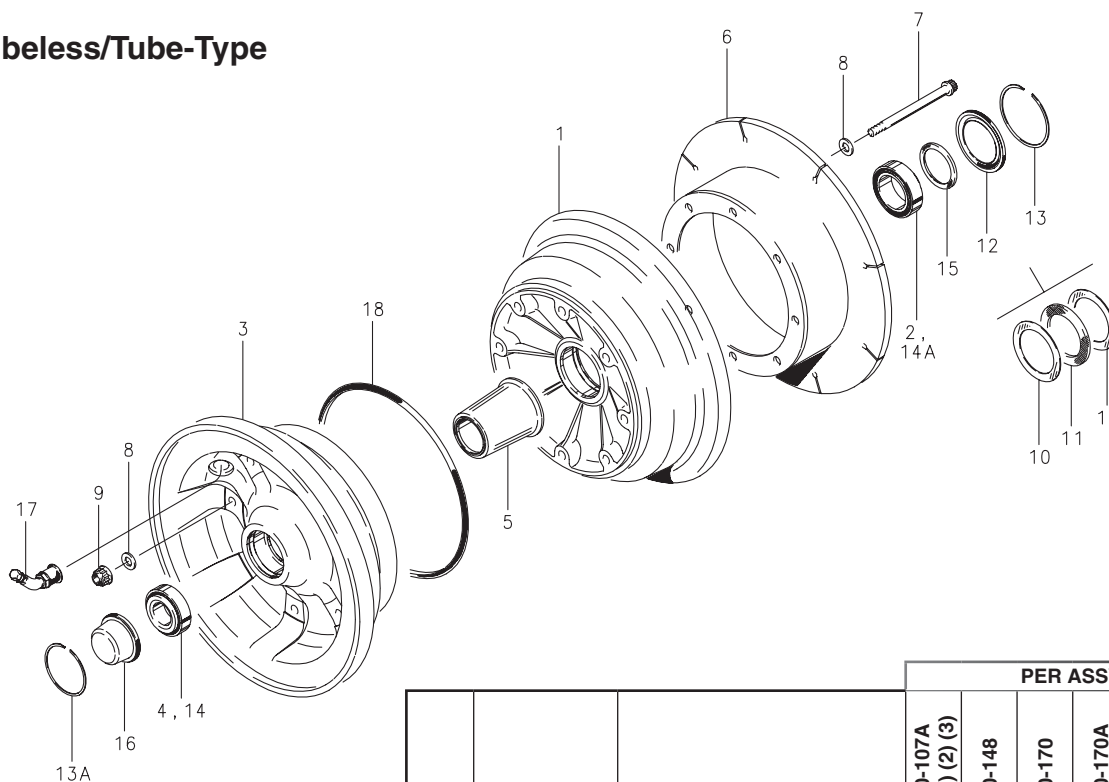


**Illustrated Parts List**

**Wheel Assembly – Main, External  
24 x 7.7**

40-107A, 40-148, 40-170, 40-170A, 40-170B, 40-198

**Tubeless/Tube-Type**



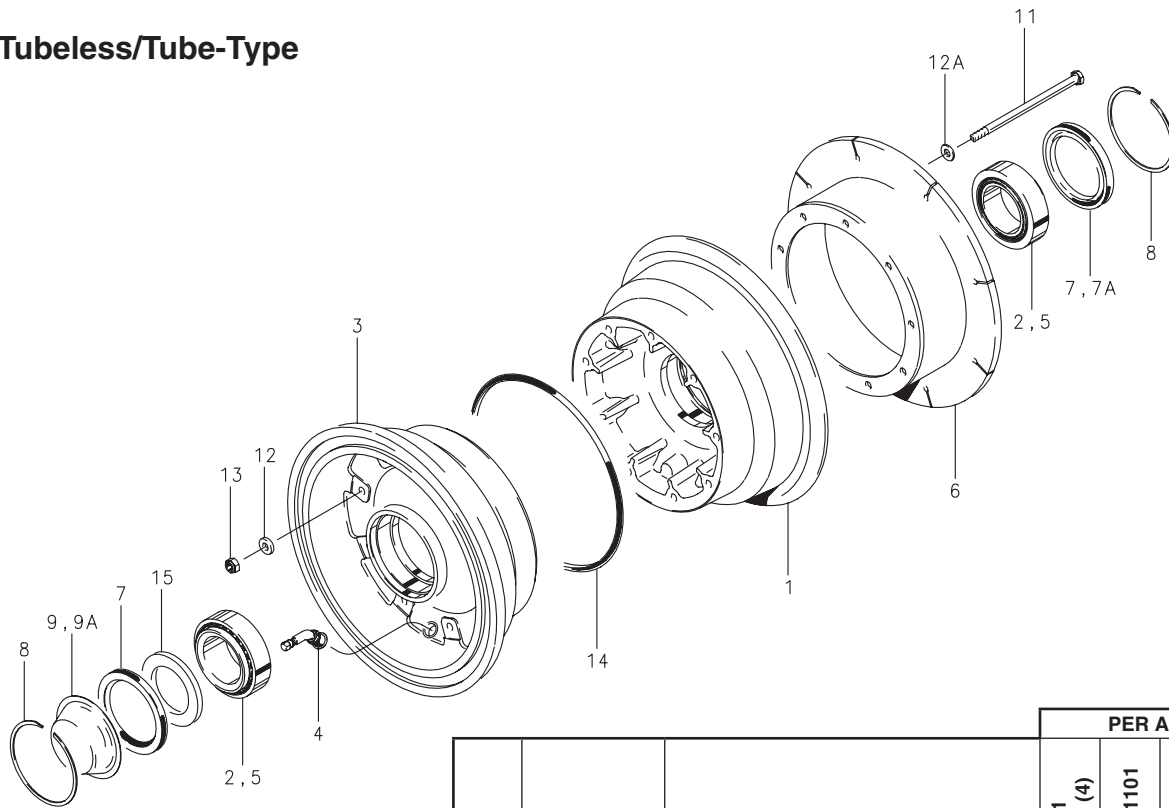
**NOTES:**

- (1) 40-107A supersedes 40-107.
- (2) Wheel qualified for usage with 24 x 7.7 or 8.50-10, 10-ply; use tubeless or tube-type tires.
- (3) 199-172 Bolt Retorque Kit provides increased bolt torque requirements. TSO approved per PRM48.

FIG.	PART NO.	DESCRIPTION	PER ASSY.					
			40-107A (1) (2) (3)	40-148	40-170	40-170A	40-170B	40-198
1	161-07600	Inner Wheel Half Assembly	1	1	1		1	1
	161-14900	Inner Wheel Half Assembly				1		
2	214-01300	Cup-Bearing	1	1	1	1	1	1
	162-09100	Outer Wheel Half Assembly	1	1	1		1	1
3	162-13700	Outer Wheel Half Assembly				1		
	214-03400	Cup-Bearing	1	1	1	1	1	1
4	214-03400	Cup-Bearing	1	1	1	1	1	1
5	067-04100	Spacer	1	1	1	1	1	1
6	164-07200	Brake Disc (Slotted)	1	1				
	164-20900	Brake Disc (Slotted)			1	1		
	164-22000	Brake Disc (Slotted)						1
	164-22900	Brake Disc (Slotted)					1	
7	103-32500	Bolt (MS21250-06056)	8		8	8	8	8
	103-31500	Bolt (NAS6606-56)		8				
8	095-03100	Washer (MS20002C6)	16		16	16	16	16
	095-10600	Washer (AN960-616)		16				
9	094-15800	Nut (NAS1804-6N)	8		8	8	8	8
	094-12900	Nut (MS21042-6)		8				
10	153-01600	Ring-Grease Seal	2					
11	154-01600	Felt-Grease Seal	1					
12	154-03600	Molded Grease Seal		1	1	1	1	1
13	155-00100	Snap Ring	1	1	1	1	1	1
13A	155-00600	Snap Ring	1	1	1	1	1	1
14	214-01000	Cone-Bearing	1	1	1	1	1	1
14A	214-01400	Cone-Bearing	1	1	1	1	1	1
15	067-06500	Spacer		1				
16	158-01900	Hub Cap	1	1	1	1	1	1
17	160-01100	Air Valve Assembly	1	1	1	1	1	1
18	101-24100	O-Ring (MS28775-266)	1	1	1	1	1	1

40-211, 040-21101, 40-279, 40-279A

**Tubeless/Tube-Type**



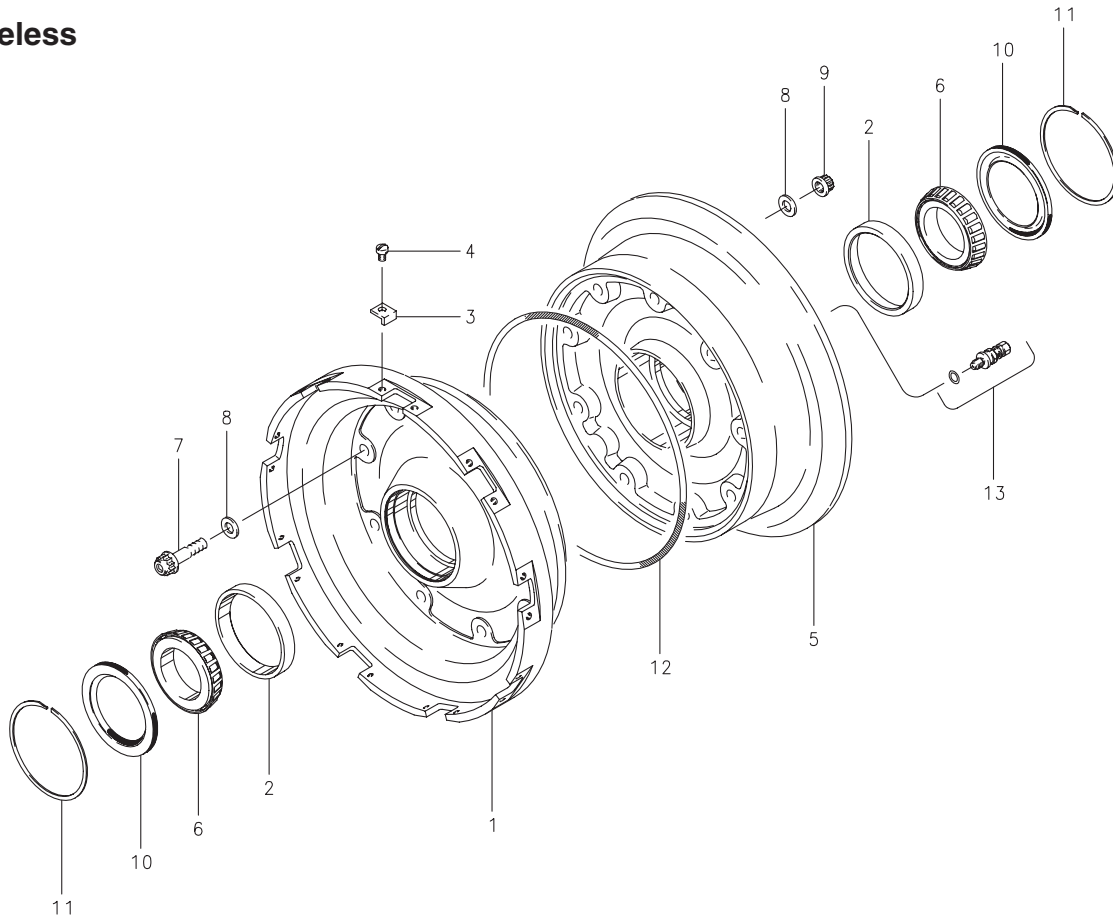
**NOTES:**

- (1) Inactive assembly – spares support only for parts listed.
- (2) Superseded by 040-21101.
- (3) Inactive part – no longer available for spares support.
- (4) 199-181 Wheel Upgrade Kit converts wheel to 040-21101. TSO approved per ESB7024.
- (5) Refer to Parker Service Bulletin SB7082 for replacement hubcap and seals.
- (6) SB7067-1 Service Bulletin Kit upgrades wheel to 40-279A configuration per SB7067.

FIG.	PART NO.	DESCRIPTION	PER ASSY.			
			40-211 (1) (2) (4)	040-21101	40-279 (5) (6)	40-279A (5)
1	161-13301	Inner Wheel Half Assembly		1	1	1
	(3)	Inner Wheel Half Assembly	1			
2	214-39412	Cup-Bearing	1	1	1	1
3	162-12401	Outer Wheel Half Assembly		1	1	1
	(3)	Outer Wheel Half Assembly	1			
2	214-39412	Cup-Bearing	1	1	1	1
4	160-01100	Air Valve Assembly	1	1	1	1
5	214-09200	Cone-Bearing	2	2	2	2
6	164-22400	Brake Disc	1	1		
	164-23001	Brake Disc			1	
	164-23002	Brake Disc				1
7	154-03900	Molded Grease Seal	2	2	2	
7A	154-10600	Molded Grease Seal				1
8	155-08300	Snap Ring	2	2	2	2
9	158-01700	Hub Cap	1	1	1	
9A	158-02600	Hub Cap				1
10	110-09700	Grease Dam	1			
11	103-31600	Bolt (AN6-55A)	9			
	103-32800	Bolt (MS21250-06080)		9	9	9
12	095-73200	Washer (MS14177-6)	9			
	095-10600	Washer (AN960-616)		9	9	9
12A	095-03100	Washer (MS20002C6)		9	9	9
13	(3)	Nut	9			
	094-15800	Nut (NAS1804-6N)		9	9	9
14	101-50272	O-Ring (MS28775-272)	1	1	1	1
15	095-25900	Washer, Axle				1

40-259

**Tubeless**



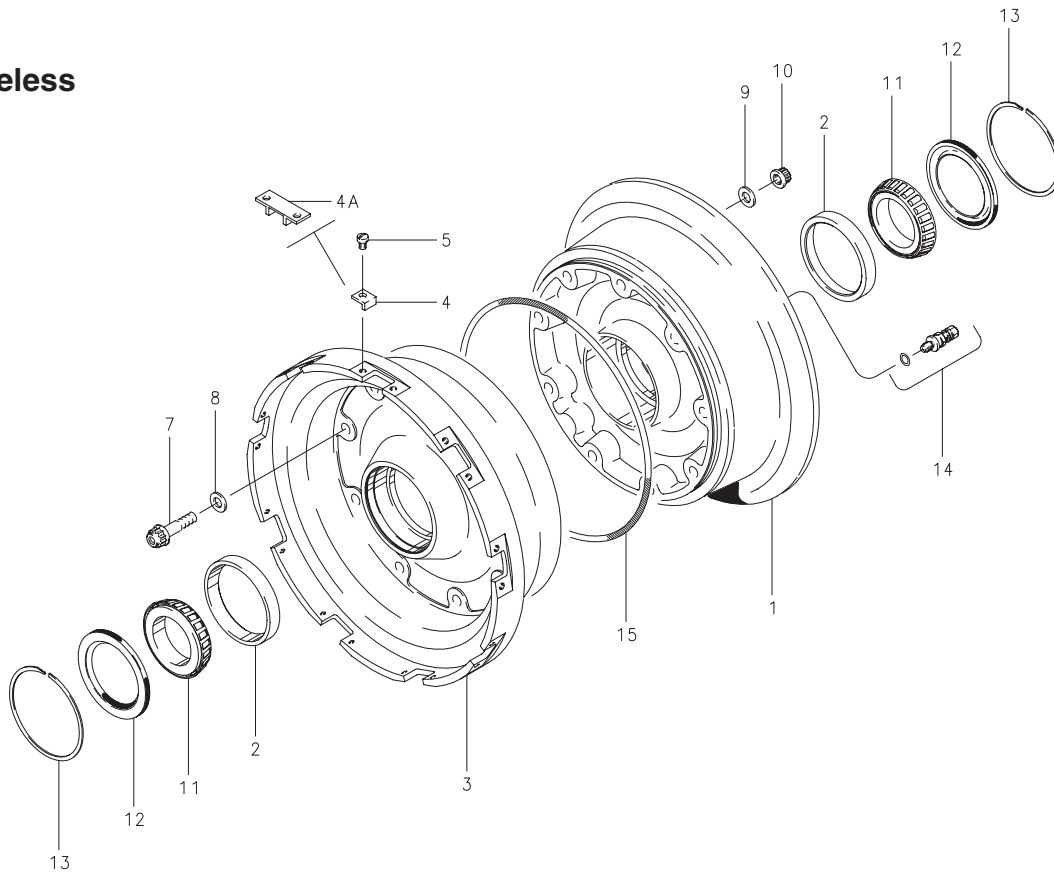
**Assy. Number**

A) 40-259

FIG.	PART NUMBER	DESCRIPTION	QTY. PER ASSY.
			A
1	161-16200	Inner Wheel Half Assy.	1
2	214-00100	Cup-Bearing	1
3	205-02900	Key Drive	18
4	102-07700	Screw (MS35266-59)	18
5	162-15100	Outer Wheel Half Assy.	1
2	214-00100	Cup-Bearing	1
6	214-00200	Cone Bearing	2
7	103-17500	Bolt (MS21250-04022)	9
8	095-71400	Washer (MS14177-4)	18
9	094-13800	Nut	9
10	154-03600	Molded Grease Seal	2
11	155-00100	Snap Ring	2
12	101-26600	O-Ring (MS28775-261)	1
13	160-00700	Air Valve Assy.	1

40-240A, 40-270, 40-276

**Tubeless**



**Assy. Number**

- A) 40-240A (1)
- B) 40-270
- C) 40-276

**NOTES:**

- (1) Inactive assembly – spares support only for parts listed.
- (2) Inactive part – no longer available for spares support.

FIG.	PART NUMBER	DESCRIPTION	QTY. PER ASSY.		
			A	B	C
1	162-17900	Outer Wheel Half Assy.			1
	162-17100	Outer Wheel Half Assy.		1	
	(2)	Outer Wheel Half Assy.	1		
2	214-00100	Cup-Bearing	1	1	1
3	161-17900	Inner Wheel Half Assy.			1
	161-17100	Inner Wheel Half Assy.		1	
	(2)	Inner Wheel Half Assy.	1		
2	214-00100	Cup-Bearing	1	1	1
4	205-02900	Drive Key	18	18	
	205-04101	Drive Key			9
5	102-07700	Screw (MS35266-59)	18	18	
	102-07100	Screw (MS35266-61)			18
7	103-24500	Bolt (MS21250-05032)	9	9	
	103-17600	Bolt (MS21250-04034)			9
8	095-02800	Washer (MS20002C5)	9	9	
	095-71400	Washer (MS14177-4)			9
	095-13600	Washer (MS20002-5)	9	9	
9	095-71400	Washer (MS14177-4)			9
10	094-13200	Nut	9	9	
	094-13800	Nut			9
11	214-00200	Cone-Bearing	2	2	2
12	154-03600	Molded Grease Seal	2	2	
	154-03000	Grease Seal			2
13	155-00100	Snap Ring	2	2	2
14	160-01900	Air Valve Assy. (MS27436C1)	1	1	1
15	101-26600	O-Ring (MS28775-261)	1	1	1

40-434

**Tubeless**

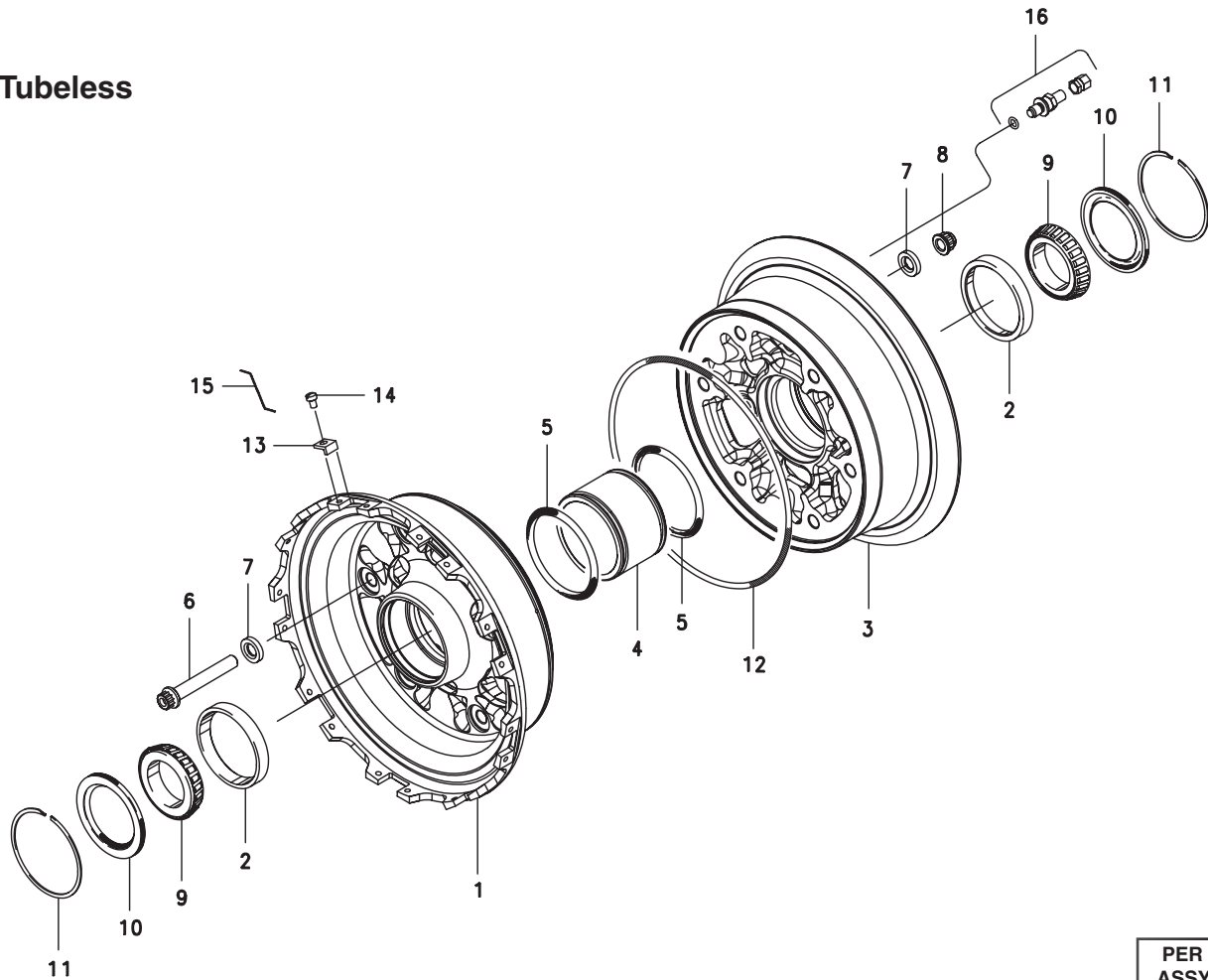
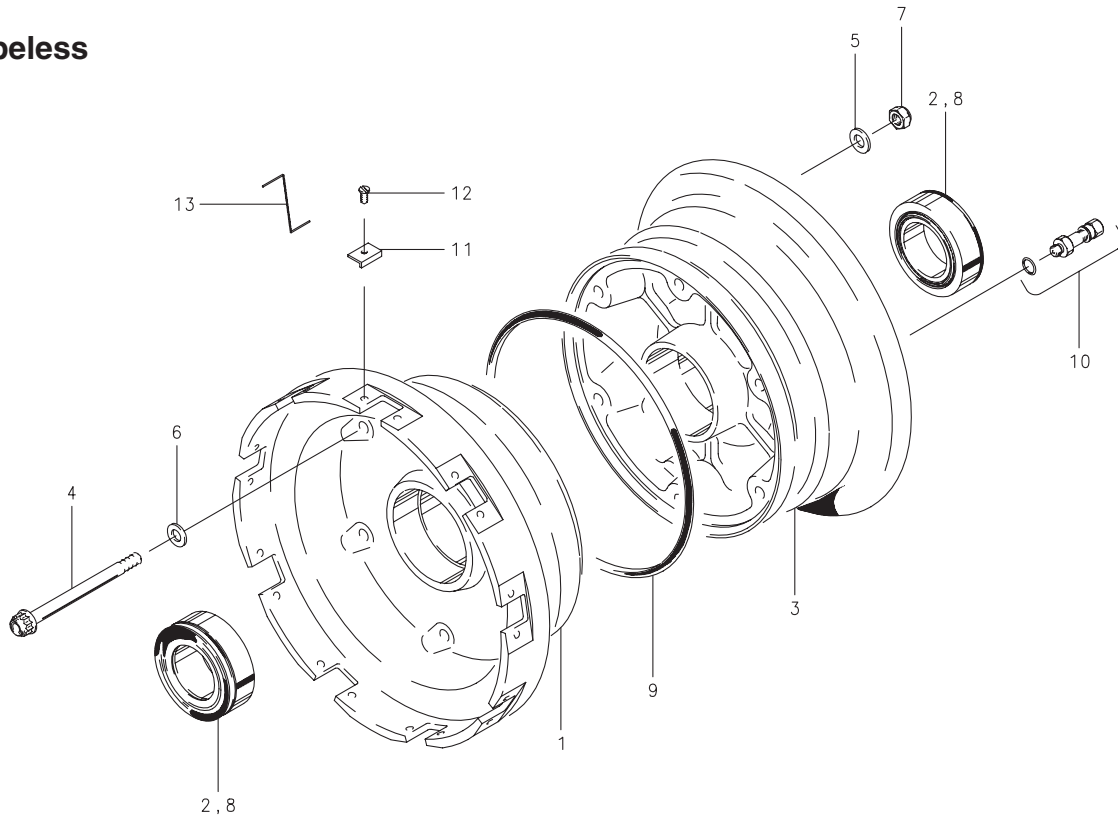


FIG.	PART NO.	DESCRIPTION	PER ASSY.
1	161-21100	Inner Wheel Half Assembly	1
2	214-01300	Cup-Bearing	1
3	162-21100	Outer Wheel Half Assembly	1
2	214-01300	Cup-Bearing	1
4	067-15100	Spacer, Grease Dam	1
5	101-62700	Packing, Preformed (MIL-P-83461/1-145)	2
6	103-86400	Bolt (MS21250-06030)	6
7	095-14900	Washer (MS14155-06)	12
8	094-15800	Nut (NAS1804-6N)	6
9	214-01400	Cone-Bearing	2
10	154-03600	Grease Seal, Molded Rubber	2
11	155-00100	Retaining Ring	2
12	101-61200	Packing, Preformed (MIL-P-83461/1-261)	1
13	205-02900	Key, Drive	18
14	102-07700	Screw (MS35266-59)	18
15	139-06500	Lockwire (MS20995-C20)	--
16	160-01900	Valve Assembly, Inflation	1

**5**

**40-181B, 40-181C**

**Tubeless**



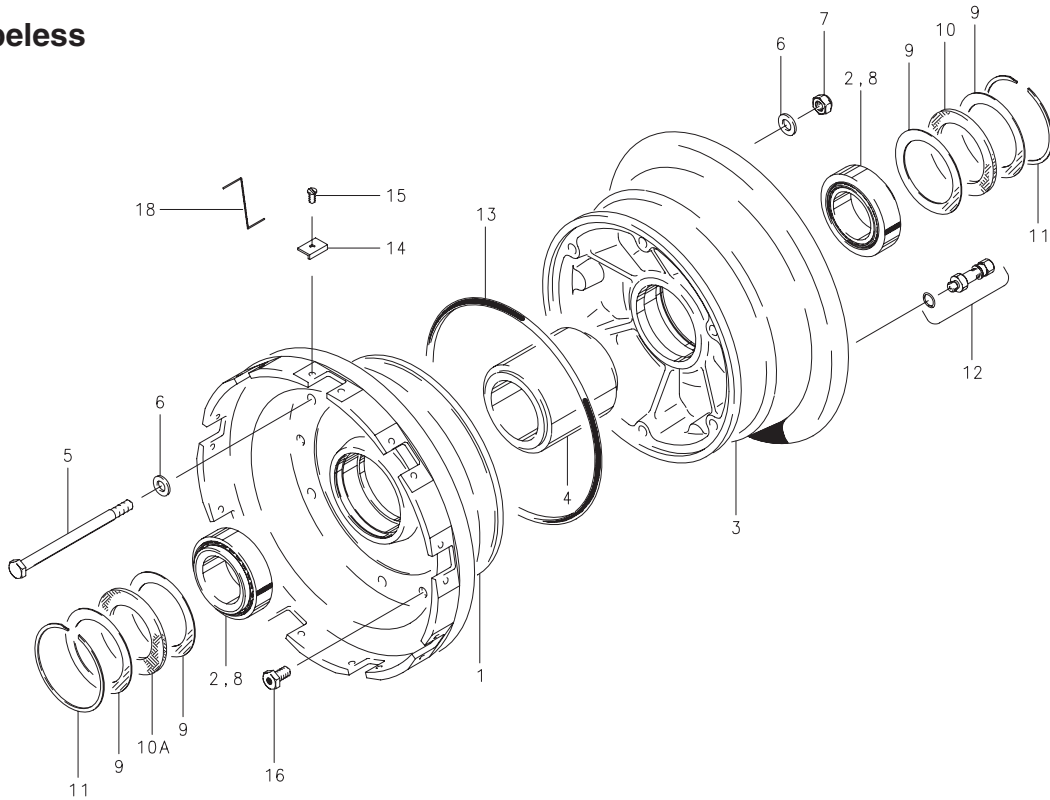
**Assy. Number**

- A) 40-181B
- B) 40-181C

FIG.	PART NUMBER	DESCRIPTION	QTY. PER ASSY.	
			A	B
1	161-11500	Inner Wheel Half Assy.	1	1
2	214-01300	Cup-Bearing	1	1
3	162-10500	Outer Wheel Half Assy.	1	1
2	214-01300	Cup-Bearing	1	1
4	103-22800	Bolt (MS21250-05048)	6	6
5	095-13600	Washer (MS20002-5)	6	6
6	095-02800	Washer (MS20002C5)	6	6
7	094-10401	Nut (MS21045-5S)	6	6
8	214-04400	Cone-Bearing	2	2
9	101-26600	O-Ring (MS28775-261)	1	1
10	160-00700	Air Valve Assy.	1	1
11	205-00400	Key Liners	18	18
12	102-07700	Screws (MS35266-59)	18	18
13	---	Lockwire (MS20995-C32)	---	---

40-205

**Tubeless**



**Assy. Number**

A) 40-205 (1) (2)

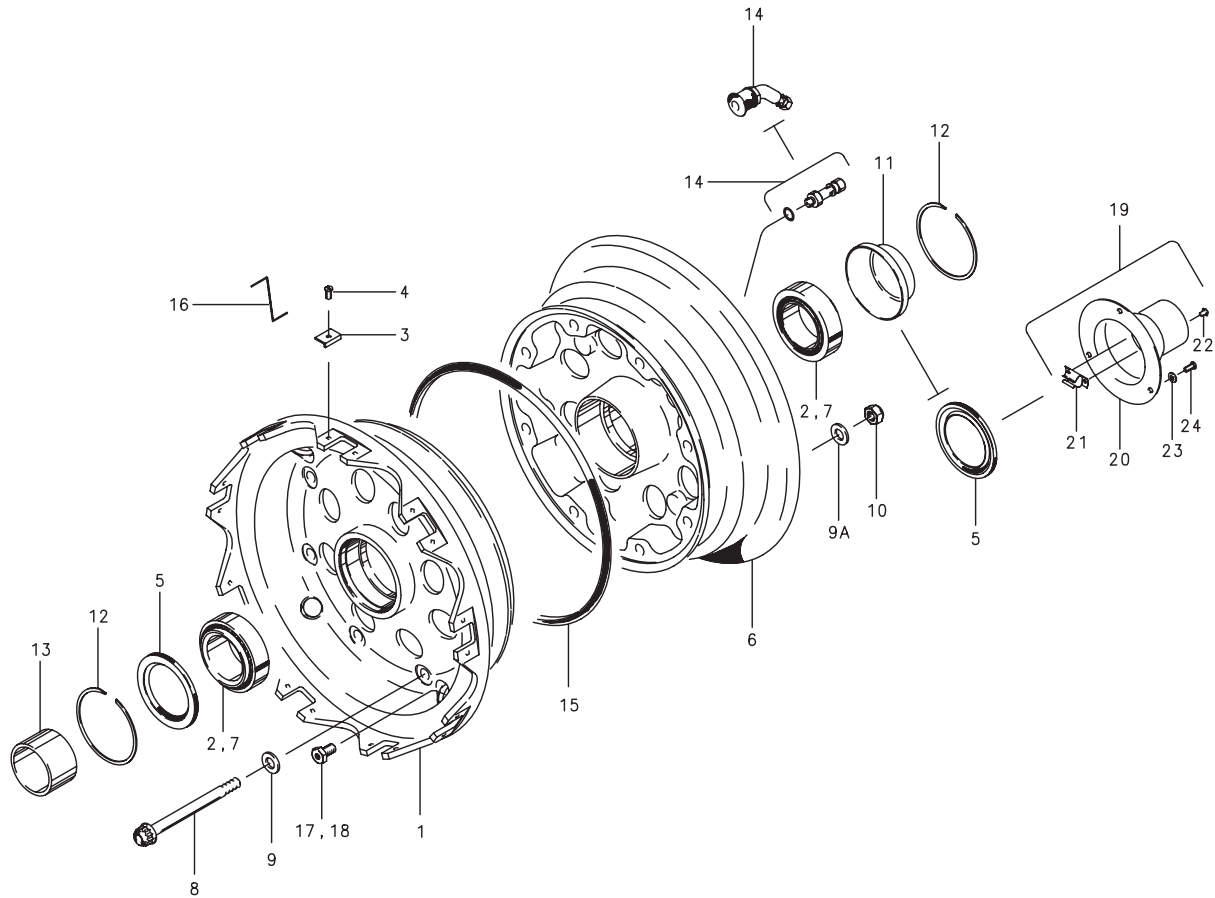
**NOTES:**

- (1) Use with 30-165 LH or RH.
- (2) This wheel is not FAA TSO approved – order from airframe manufacturer only.

FIG.	PART NUMBER	DESCRIPTION	QTY. PER ASSY.
			A
1	161-13000	Inner Wheel Half Assy.	1
2	214-00100	Cup-Bearing	1
3	162-12000	Outer Wheel Half Assy.	1
2	214-00100	Cup-Bearing	1
4	067-04600	Spacer	1
5	103-21700	Bolt	6
6	095-10500	Washer (AN960-516)	12
7	094-10400	Nut (MS21044-N5)	6
8	214-00200	Cone-Bearing	2
9	153-02600	Ring-Grease Seal	4
10	154-01600	Felt-Grease Seal	1
10A	154-01400	Felt-Grease Seal	1
11	155-00100	Snap Ring	2
12	160-00700	Air Valve Assy.	1
13	101-23300	O-Ring	1
14	205-00400	Key Drive	18
15	102-07700	Screw (MS35266-59)	18
16	106-00200	Fuse Plug	3
17	101-20700	O-Ring (MS28778-2)	3
18	---	Lockwire	---

40-176, 40-203, 40-273, 40-273A, 40-273B

**Tubeless/Tube-Type**





40-176, 40-203, 40-273, 40-273A, 40-273B

## Tubeless/Tube-Type

FIG.	PART NUMBER	DESCRIPTION	QTY. PER ASSY.				
			A	B	C	D	E
1	161-11600	Inner Wheel Half Assy.	1				
	161-12400	Inner Wheel Half Assy.		1			
	(4)	Inner Wheel Half Assy.			1		
	161-17301	Inner Wheel Half Assy.				1	1
2	214-00100	Cup-Bearing		1	1	1	1
	214-02900	Cup-Bearing	1				
3	205-00600	Key Drive	18		18	18	18
	205-00700	Key Drive		18			
4	102-07700	Screw (AN501A10-4)	18	18	18	18	18
5	154-03400	Molded Grease Seal	1				
	154-03600	Molded Grease Seal		2	2		
	154-05100	Molded Grease Seal				2	2
6	162-10600	Outer Wheel Half Assy.	1				
	162-11400	Outer Wheel Half Assy.		1			
	(4)	Outer Wheel Half Assy.			1		
	162-17301	Outer Wheel Half Assy.				1	
	162-17302	Outer Wheel Half Assy.					1
2	214-00100	Cup-Bearing		1	1	1	1
	214-02900	Cup-Bearing	1				
7	214-00200	Cone-Bearing		2	2	2	2
	214-02800	Cone-Bearing	2				
8	103-31200	Bolt (MS21250-06034)	8	8	8	8	8
9	095-03100	Washer (MS20002C6)	8	8	8	8	8
9A	095-10600	Washer (AN960-616)	8	8	8	8	8
10	094-91500	Nut (MS21045-6S)	8	8			
	094-15800	Nut (NAS 1804-6N)			8	8	8
11	158-01300	Hub Cap	1				
12	155-00100	Snap Ring		2	2		
	155-04400	Snap Ring	2				
	155-13600	Snap Ring					1
13	067-03900	Spacer	1				
14	160-00700	Air Valve Assy.	1				
	160-01200	Air Valve Assy.		1	1	1	1
15	101-25800	O-Ring (MS28775-267)	1	1	1	1	1
16	—	Lockwire (MS20995-C32)	A/R	A/R	A/R	A/R	A/R
17	106-00300	Fuse Plug					
18	101-20700	O-Ring (MS28778-2)					
19	158-02500	Hub Cap Assy.					1
20	157-03200	Hubcap					1
21	139-34400	Drive Coupling					1
22	105-12000	Rivet					2
23	095-10300	Washer (AN960-10)					3
24	102-33500	Screw (MS35207-263)					3

## Assy. Number

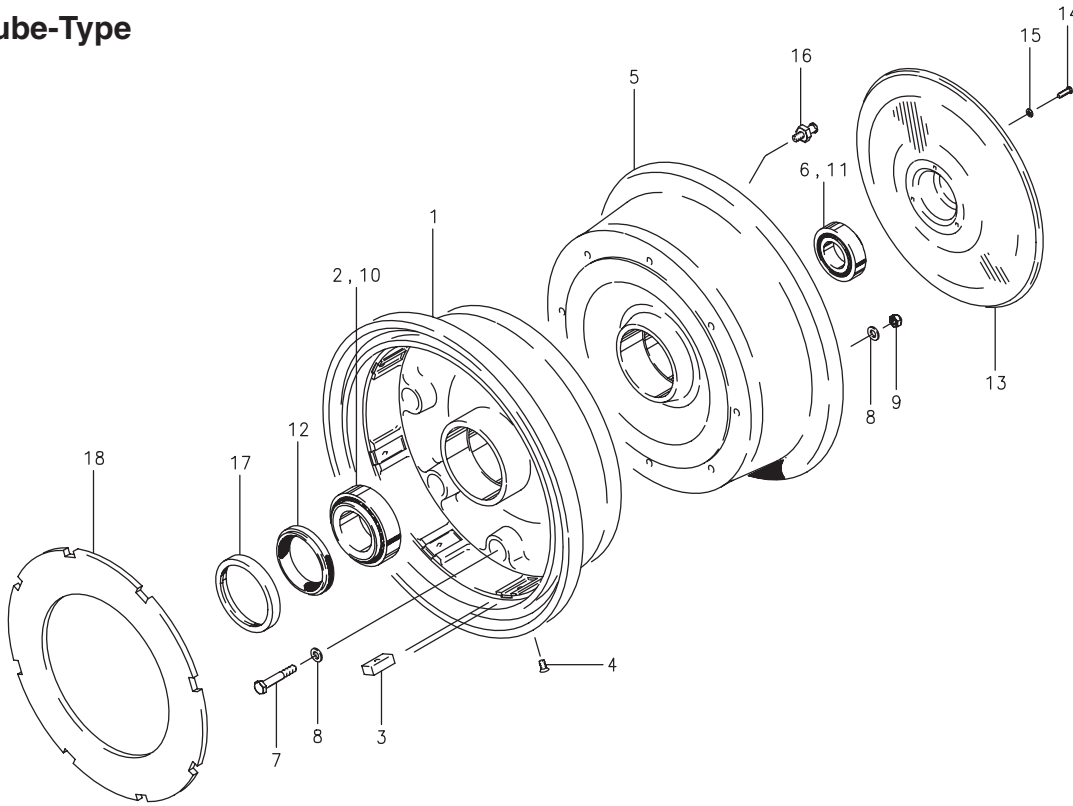
- A) 40-176 (2)  
 B) 40-203 (1)  
 C) 40-273 (1) (3) (5)  
 D) 40-273A (1)  
 E) 40-273B

## NOTES:

- (1) Convertible Tubeless/Tube-Type wheel.  
 (2) Tubeless only.  
 (3) Inactive assembly – spares support only for parts listed.  
 (4) Inactive part – no longer available for spares support.  
 (5) 40-273 superseded by 40-273A.

40-46

**Tube-Type**



**Assy. Number**

A) 40-46 (1)

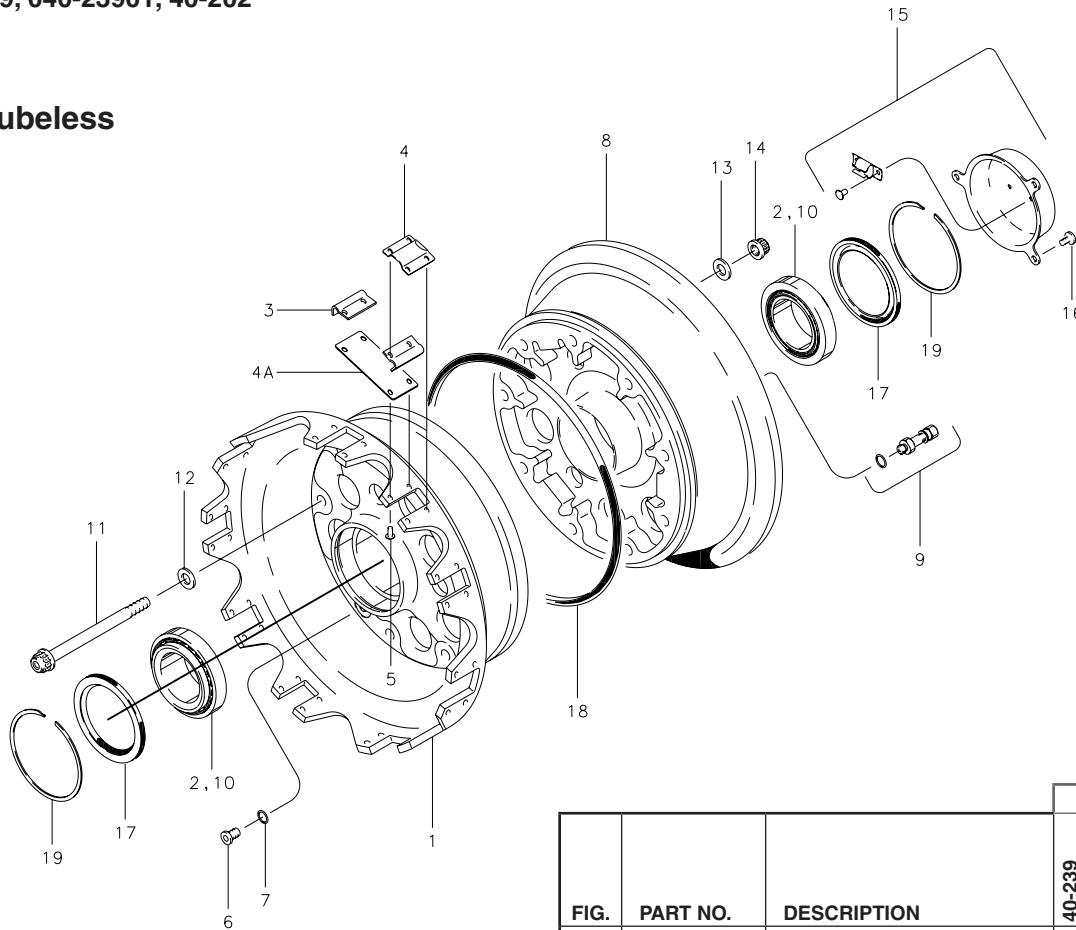
**NOTES:**

- (1) Used with 30-31 brake assembly.
- (2) 159-00300 brake disc is a component of the 30-31 brake; shown for reference only.

FIG.	PART NUMBER	DESCRIPTION	QTY. PER ASSY.
1	161-02600	Inner Wheel Half Assy.	1
2	214-01700	Cup-Bearing, Chrome Plated	1
3	205-00100	Key-Drive	8
4	102-15100	Screw-Drive Key (MS24693-S272)	8
5	162-02400	Outer Wheel Half Assy.	1
6	214-01900	Cup-Bearing, Chrome Plated	1
7	103-10300	Bolt (AN4-10A)	8
8	095-10400	Washer (AN960-416)	16
9	094-10300	Nut (MS21044-N4)	8
10	214-01800	Cone-Bearing, Chrome Plated	1
11	214-02000	Cone-Bearing, Chrome Plated	1
12	226-00200	Ring-Grease Seal	1
13	157-00700	Dust Shield	1
14	102-11000	Screw-Fil. Hd. Cap (AN500-6-5)	3
15	095-18300	Washer-Lock (AN936A6)	3
16	213-00500	Fitting-Lubricator	1
17	154-02300	Grease Seal	1
18	159-00300	Brake Disc (Ref.) (2)	---

40-239, 040-23901, 40-202

**Tubeless**



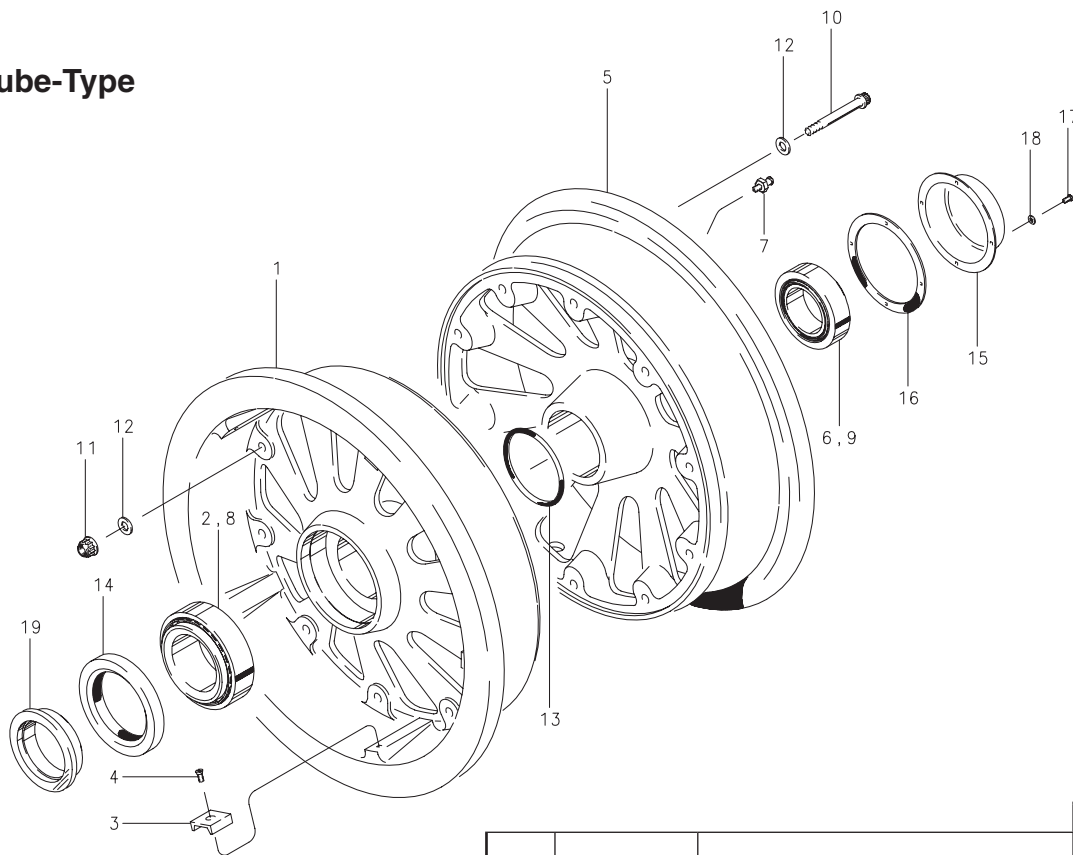
**NOTES:**

(1) 199-189 Wheel Heat Shield Kit retrofits wheel assembly to use latest heat shield configuration. TSO approved per ESB7032.

FIG.	PART NO.	DESCRIPTION	PER ASSY.		
			40-239 (1)	040-23901 (1)	40-202 (1)
1	161-15400	Inner Wheel Half Assy.	1	1	
	161-12600	Inner Wheel Half Assy.			1
2	214-04600	Cup-Bearing	1	1	1
3	205-04400	Key Drive	18	18	18
4	157-01600	Heat Shield Clip	9	9	9
4A	157-01900	Heat Shield	9	9	9
5	105-09900	Rivet (MS20426-AD4-9)	36	36	36
6	106-00200	Fuse Plug	3	3	3
7	101-20700	O-Ring (MS28778-2)	1	1	
8	162-14300	Outer Wheel Half Assy.	1	1	
	162-11600	Outer Wheel Half Assy.			1
2	214-04600	Cup-Bearing	1	1	1
9	160-01900	Air Valve Assy. (MS27436C1)	1	1	
	160-00700	Air Valve Assy.			1
10	214-04500	Cone-Bearing	2	2	2
11	103-31400	Bolt (MS21250-06030)	9	9	9
12	095-03100	Washer (MS20002C6)	9	9	9
13	095-03500	Washer (MS20002-6)	9	9	9
14	094-14900	Nut	9	9	9
15	158-02101	Hub Cap Assembly	1	1	
	158-01501	Hub Cap Assembly			1
16	102-07100	Screw (AN501A10-6)	3	3	3
17	154-06200	Grease Seal	2	2	
	154-03700	Grease Seal			2
18	101-24100	O-Ring (MS28775-266)	1	1	1
19	155-07500	Snap Ring			2

40-127, 40-137, 40-174

**Tube-Type**



**NOTES:**

- (1) Inactive assembly – spares support only for parts listed.
- (2) 40-137 superseded by 40-174.
- (3) Inactive part – no longer available for spares support.

FIG.	PART NO.	DESCRIPTION	PER ASSY.		
			40-127	40-137 (1) (2)	40-174
1	161-05400	Inner Wheel Half Assembly	1		
	161-07100	Inner Wheel Half Assembly		1	1
2	214-39422	Cup-Bearing	1	1	1
3	205-00300	Key-Drive	5	5	5
4	102-15100	Screw-Drive Key (MS24693-S272)		5	
	102-35400	Screw-Drive Key (NASM35191-271L)	5		5
5	162-05200	Outer Wheel Half Assembly	1		
	162-06600	Outer Wheel Half Assembly		1	1
6	214-18337	Cup-Bearing	1	1	1
7	213-00400	Fitting-Grease (MS15720-1)	1	1	1
8	214-39250	Cone-Bearing, Inner	1	1	1
9	214-18200	Cone-Bearing, Outer	1	1	1
10	103-32400	Bolt (MS21250-06036)	10		10
	(3)	Bolt		10	
11	094-15800	Nut (NAS1804-6N)	10		10
	(3)	Nut		10	
12	095-03100	Washer (MS20002C6)	20		20
	(3)	Washer		20	
13	101-06300	O-Ring (MS28775-235)	1	1	1
14	153-01800	Grease Seal	1	1	1
15	158-01200	Hub Cap	1	1	1
16	154-02500	Seal-Hub Cap	1	1	1
17	102-00600	Screw-Hub Cap	4	4	4
18	095-15100	Lock Washer-Hub Cap (MS35333-38)	4	4	4
19	067-03300	Axle Spacer	1	1	1